

Page:

Product & Description

Page 3:	Melt Pressure Transducers
Page 5:	Oil Filled Melt Pressure Transducers
Page 11:	Exposed Capillary Melt Pressure Transducers For Space Restricted Areas
Page 14:	Nozzle Melt Pressure Transducers
Page 17:	Melt Pressure Transducers With Visual Indication
Page 21:	Melt Pressure Transmitters
Page 24:	Oil Filled Melt Pressure Transmitters
Page 30:	Exposed Capillary Melt Pressure Transmitters For Space Restricted Areas
Page 33:	Nozzle Melt Pressure Transmitters
Page 36:	Melt Pressure Transmitters With Visual Indication
Page 41:	Melt Pressure Gauges
Page 46:	Melt Pressure Gauges With Transducer Outputs
Page 48:	Melt Pressure Gauges With Transmitter Outputs
Page 50:	Melt Pressure Transducer And Instrumentation Packages
Page 52:	Melt Pressure Transducer And Instrumentation Packages With Visual Indication
Page 54:	Panel Mount Pressure Instruments - Strain Gauge Input
Page 56:	Panel Mount Pressure Instruments - Process Input
Page 62:	Panel Mount Pressure And Temperature Instruments Strain Gauge And Thermocouple Input
Page 68:	Panel Mount Pressure And Temperature Instruments Process And Thermocouple Input
Page 70:	Extruder Rupture Disks
Page 76:	Industrial Pressure Transducers And Transmitters
Page 80:	Melt Temperature Sensors
Page 83:	Melt Pressure Accessories
Page 86:	Transducer And Transmitter Connector Wiring Details
Page 90:	Melt Pressure Transducer Mounting Holes

Product Introduction:

ONEhalf20 Melt Pressure Transducers incorporate a filled capillary design. This tried and proven design provides an electronic signal which is proportional to the measured pressure, and allows the transducer to operate at process temperatures up to 750°F. The electronics of each transducer are a Wheatstone Bridge - bonded strain gauge design insuring high accuracy, reliability and repeatability.

ONEhalf20 Melt Pressure Transducers are available in two distinct styles. The CT style melt pressure transducer, is the classic melt pressure transducer design. The CT style melt pressure transducer comprises a 6" rigid stem, along with 18" of flexible capillary, for optimal thermal isolation. The RT style melt pressure transducer, has only a 6" rigid stem, and is a rigid stem only version of the classic melt pressure transducer.

Features:

- wide variety of pressure ranges
- significant price benefit over competitors models
- 100% form, fit and function with all competitor models utilizing the Bendix 6 pin bayonet style connector
- all welded all stainless steel sealed construction
- two accuracy grades available
0.5% standard accuracy, or 0.25% optional

**General Specifications:****Mechanical**

Pressure Ranges: 0-1,500 psi to 0-30,000 psi
metric ranges available
Mounting: 1/2-20 UNF thread
Mounting Torque: 500 inch pounds maximum
Diaphragm: 15-5PH stainless steel
Overload Capacity: 2 times FSO
Temperatures: diaphragm 750°F
electronics 225°F
Accuracy: 0.5% FSO
Repeatability: better than 0.15% FSO
Zero Balance: +/- 10%

Electrical

Type: bonded strain gauge,
4 leg Wheatstone Bridge
Bridge Resistance: 350 Ohm +/- 5%
Connector: 6 pin Bendix style bayonet
Output: 3.33 mV/Volt
Excitation Voltage: 10 Vdc - recommended
Calibration: internal 80% FSO
Insulation: 1,000 Megohms at 50 Vdc



Ordering Guide:**Model Number**CT
RT**Transducer Style**rigid stem with 18" flex capillary
rigid stem only (no flex capillary)**Accuracy**"no designation"
DLX0.5% Accuracy - standard
0.25% Accuracy**Rigid Stem Length**3
6
123"
6" - standard
12"**Output**Q
R
S2.0 mV/Volt
2.5 mV/Volt
3.33 mV/Volt - standard**Standard Pressure Ranges**

-1.5M	0 - 1,500 psi	-1CB	0 - 100 bar
-3M	0 - 3,000 psi	-2CB	0 - 200 bar
-5M	0 - 5,000 psi	-3.5CB	0 - 350 bar
-7.5M	0 - 7,500 psi	-5CB	0 - 500 bar
-10M	0 - 10,000 psi	-7CB	0 - 700 bar
-15M	0 - 15,000 psi	-1MB	0 - 1,000 bar
-20M	0 - 20,000 psi	-1.4MB	0 - 1,400 bar
-30M	0 - 30,000 psi	-2MB	0 - 2,000 bar

Common Options

-8PIN	8 pin connector in place of standard 6 pin
-TCJ	Thermocouple Type "J"
-TCK	Thermocouple Type "K"
-PT100	100 Ohm Platinum RTD
-M18	M18 X 1.5 metric thread in place of 1/2-20 UNF
-FAxx	Non-Standard flex armor length (xx- specify in inches)

For configurations not listed please contact your local **ONEhalf20** distributor.

**Your single source for melt pressure transducers, melt pressure transmitters,
melt pressure gauges, pressure instrumentation, and rupture disks!**

Product Introduction:

ONEhalf20 Oil Filled Melt Pressure Transducers are designed specifically for food, packaging and medical processing applications. The food grade oil fill material meets the requirements of both the FDA and the USDA. This series of melt pressure transducers utilize a Wheatstone Bridge - bonded strain gauge design insuring high accuracy, reliability and repeatability.

ONEhalf20 Oil Filled Melt Pressure Transducers are available in two distinct styles. The CTO style melt pressure transducer, is the classic melt pressure transducer design. The CTO style melt pressure transducer comprises a 6" rigid stem, along with 18" of flexible capillary, for optimal thermal isolation. The RTO style melt pressure transducer, has only a 6" rigid stem, and is a rigid stem only version of the classic melt pressure transducer.

Features:

- wide variety of pressure ranges
- all welded all stainless steel sealed construction
- 100% form, fit and function with all competitor models utilizing the Bendix 6 pin bayonet style connector
- fully compatible with the industry standard wiring pattern and colour coding
- oil fill meets FDA and USDA requirements



General Specifications:

Mechanical

Pressure Ranges:	0-1,500 psi to 0-10,000 psi metric ranges available
Mounting:	1/2-20 UNF thread
Mounting Torque:	500 inch pounds maximum
Diaphragm:	15-5PH stainless steel
Overload Capacity:	2 times FSO
Temperatures:	diaphragm 615°F electronics 225°F
Accuracy:	1% FSO
Repeatability:	better than 0.20% FSO
Zero Balance:	+/- 10%

Electrical

Type:	bonded strain gauge, 4 leg Wheatstone Bridge
Bridge Resistance:	350 Ohm +/- 10%
Connector:	6 pin Bendix style bayonet
Output:	3.33 mV/Volt
Excitation Voltage:	10 Vdc - recommended
Calibration:	internal 80% FSO
Insulation:	1,000 Megohms at 50 Vdc



Ordering Guide:**Model Number**CTO
RTO**Transducer Style**rigid stem with 18" flex capillary
stem only (no flex capillary)**Accuracy**

"no designation"

1.0% Accuracy - standard

Rigid Stem Length3
6
123"
6" - standard
12"**Output**Q
R
S2.0 mV/Volt
2.5 mV/Volt
3.33 mV/Volt - standard**Standard Pressure Ranges**

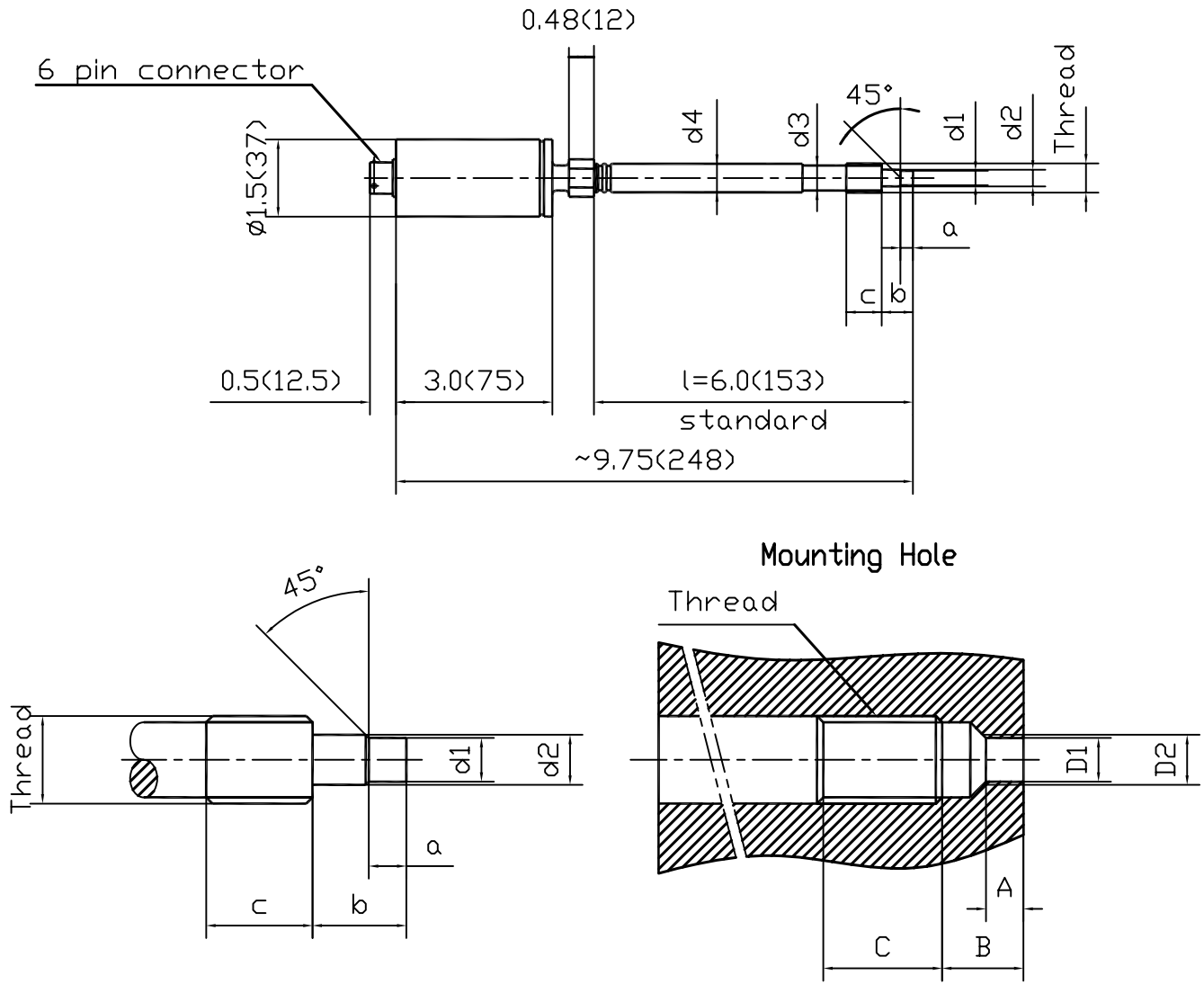
-1.5M	0 - 1,500 psi	-1CB	0 - 100 bar
-3M	0 - 3,000 psi	-2CB	0 - 200 bar
-5M	0 - 5,000 psi	-3.5CB	0 - 350 bar
-7.5M	0 - 7,500 psi	-5CB	0 - 500 bar
-10M	0 - 10,000 psi	-7CB	0 - 700 bar

Common Options

-TCJ	Thermocouple Type "J"
-TCK	Thermocouple Type "K"
-PT100	100 Ohm Platinum RTD
-M18	M18 X 1.5 metric thread in place of 1/2-20 UNF

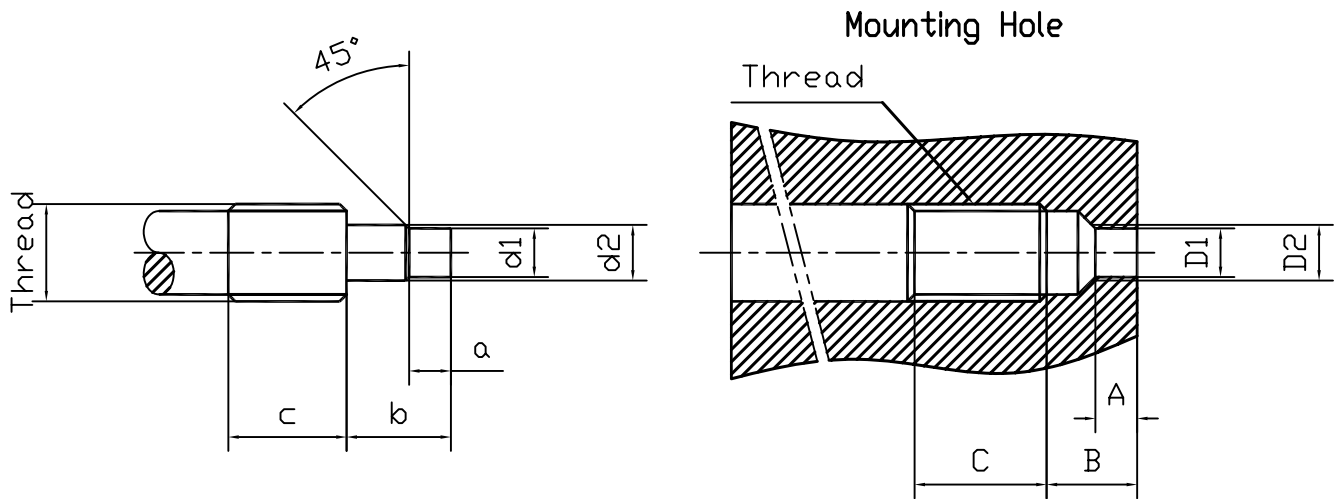
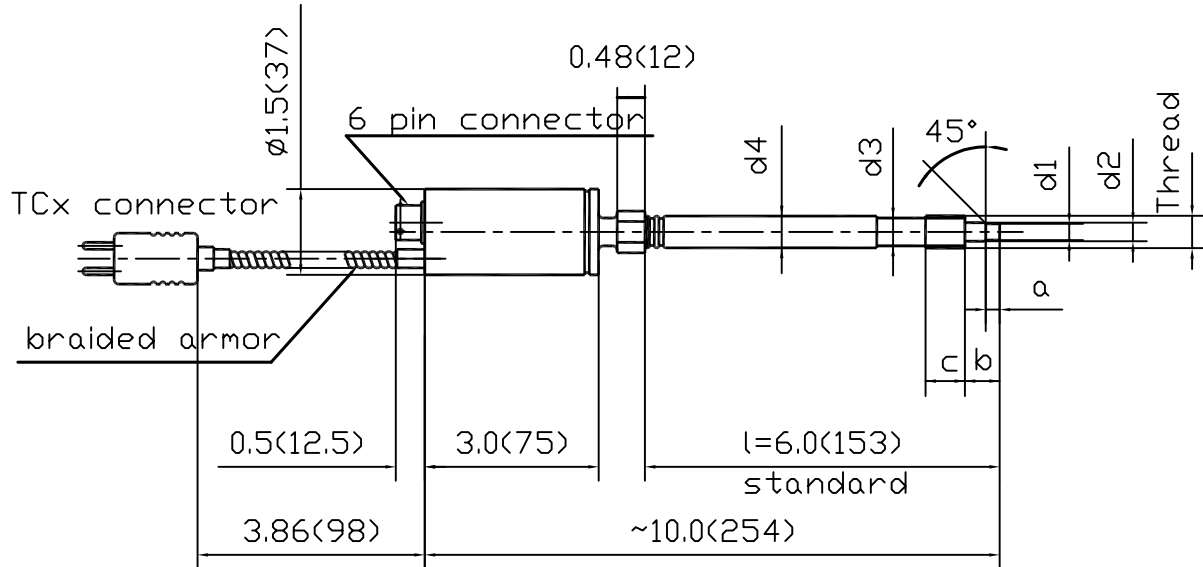
For configurations not listed please contact your local **ONEhalf20** distributor.

Your single source for melt pressure transducers, melt pressure transmitters,
melt pressure gauges, pressure instrumentation, and rupture disks!



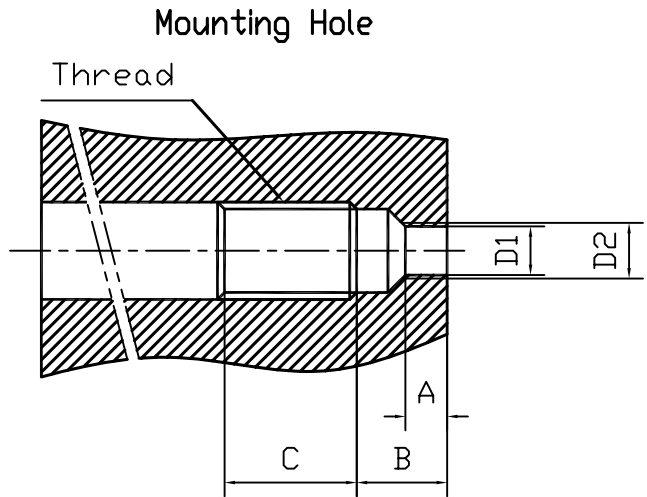
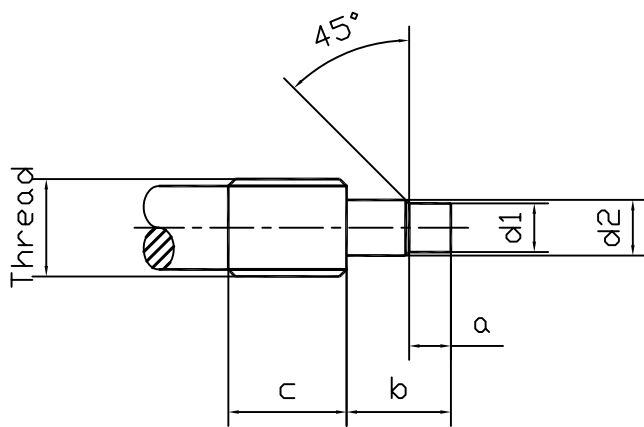
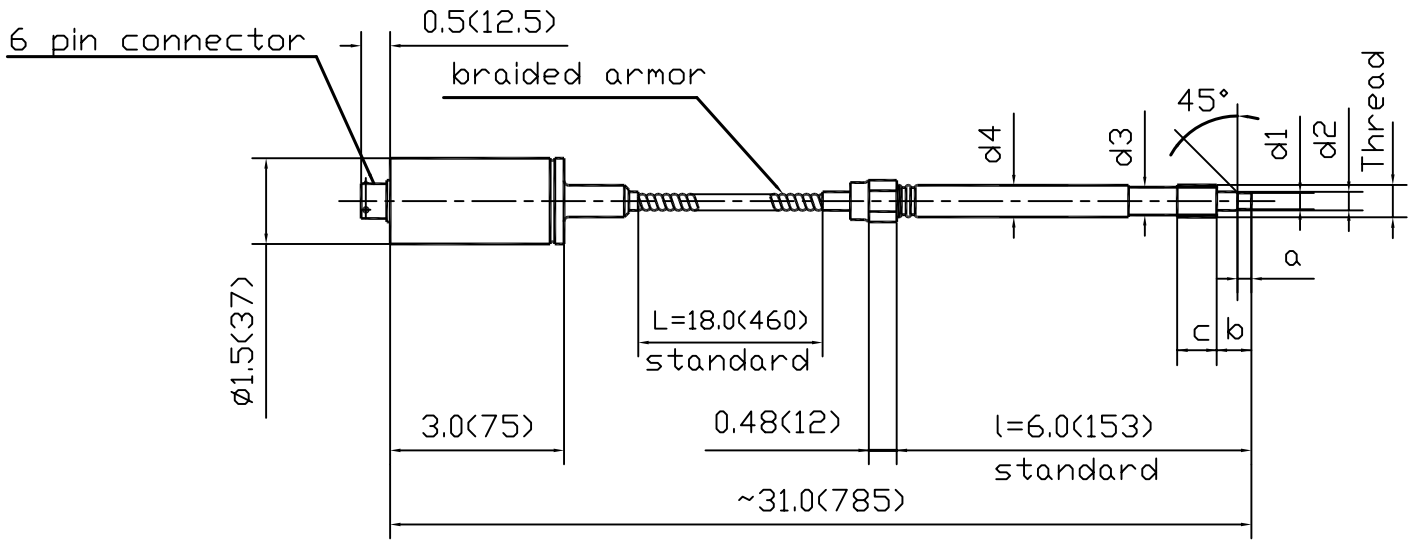
Thread	d1	d2	a	b	c	d3	d4
1/2"-20	ø0.307(7.8)	ø0.413(10.5)	0.217(5.5)	0.441(11.2)	0.629(16)	ø0.41(10.5)	ø0.5(12.7)
	ø0.303(7.7)	ø0.407(10.35)	0.211(5.35)	0.433(11.0)			
M14x1.5	ø0.307(7.8)	ø0.465(11.8)	0.217(5.5)	0.441(11.2)	0.708(18)	ø0.47(12.0)	ø0.54(13.7)
	ø0.303(7.7)	ø0.457(11.6)	0.211(5.35)	0.433(11.0)			
M18x1.5	ø0.394(10.0)	ø0.610(15.5)	0.236(6.0)	0.551(14.0)	0.787(20)	ø0.63(16.0)	ø0.669(17.0)
	ø0.386(9.8)	ø0.602(15.3)	0.230(5.85)	0.543(13.8)			

Thread	D1	D2	A	B	C
1/2"-20	ø0.314(7.98)	ø0.458(11.65)	0.225(5.72)	0.395(10.02)	0.75(19)
	ø0.312(7.92)	ø0.452(11.47)			
M14x1.5	ø0.314(7.98)	ø0.512(13.0)	0.225(5.72)	0.395(10.02)	0.827(21)
	ø0.312(7.92)	ø0.504(12.8)			
M18x1.5	ø0.401(10.19)	ø0.638(16.2)	0.242(6.15)	0.402(10.15)	1.00(25.4)
	ø0.399(10.13)	ø0.634(16.1)			



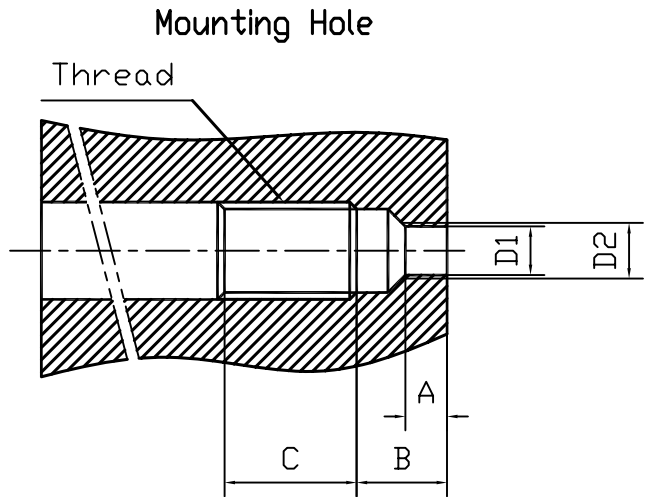
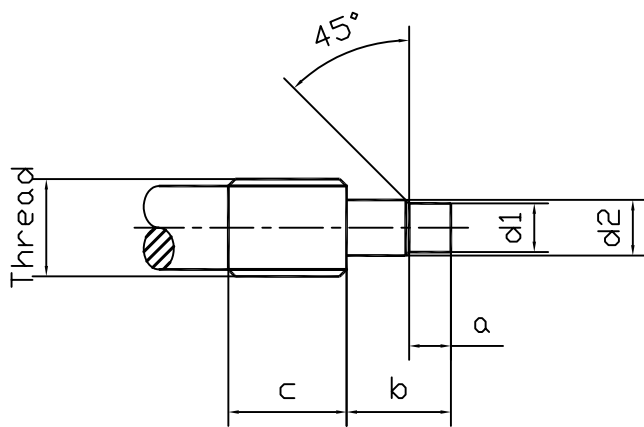
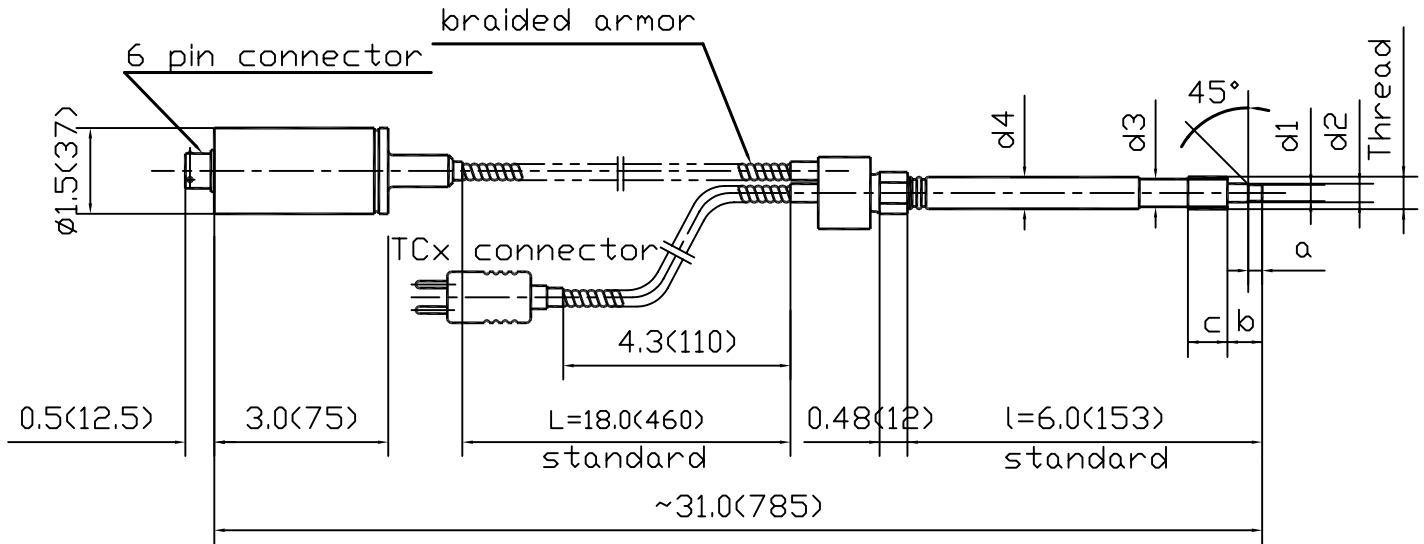
Thread	d1	d2	a	b	c	d3	d4
1/2"-20	$\phi 0.307(7.8)$	$\phi 0.413(10.5)$	0.217(5.5)	0.441(11.2)	0.629(16)	$\phi 0.41(10.5)$	$\phi 0.5(12.7)$
	$\phi 0.303(7.7)$	$\phi 0.407(10.35)$	0.211(5.35)	0.433(11.0)			
M14x1.5	$\phi 0.307(7.8)$	$\phi 0.465(11.8)$	0.217(5.5)	0.441(11.2)	0.708(18)	$\phi 0.47(12.0)$	$\phi 0.54(13.7)$
	$\phi 0.303(7.7)$	$\phi 0.457(11.6)$	0.211(5.35)	0.433(11.0)			
M18x1.5	$\phi 0.394(10.0)$	$\phi 0.610(15.5)$	0.236(6.0)	0.551(14.0)	0.787(20)	$\phi 0.63(16.0)$	$\phi 0.669(17.0)$
	$\phi 0.386(9.8)$	$\phi 0.602(15.3)$	0.230(5.85)	0.543(13.8)			

Thread	D1	D2	A	B	C
1/2"-20	$\phi 0.314(7.98)$	$\phi 0.458(11.65)$	0.225(5.72)	0.395(10.02)	0.75(19)
	$\phi 0.312(7.92)$	$\phi 0.452(11.47)$			
M14x1.5	$\phi 0.314(7.98)$	$\phi 0.512(13.0)$	0.225(5.72)	0.395(10.02)	0.827(21)
	$\phi 0.312(7.92)$	$\phi 0.504(12.8)$			
M18x1.5	$\phi 0.401(10.19)$	$\phi 0.638(16.2)$	0.242(6.15)	0.402(10.15)	1.00(25.4)
	$\phi 0.399(10.13)$	$\phi 0.634(16.1)$			



Thread	d1	d2	a	b	c	d3	d4
1/2"-20	ø0.307(7.8)	ø0.413(10.5)	0.217(5.5)	0.441(11.2)	0.629(16)	ø0.41(10.5)	ø0.5(12.7)
	ø0.303(7.7)	ø0.407(10.35)	0.211(5.35)	0.433(11.0)			
M14x1.5	ø0.307(7.8)	ø0.465(11.8)	0.217(5.5)	0.441(11.2)	0.708(18)	ø0.47(12.0)	ø0.54(13.7)
	ø0.303(7.7)	ø0.457(11.6)	0.211(5.35)	0.433(11.0)			
M18x1.5	ø0.394(10.0)	ø0.610(15.5)	0.236(6.0)	0.551(14.0)	0.787(20)	ø0.63(16.0)	ø0.669(17.0)
	ø0.386(9.8)	ø0.602(15.3)	0.230(5.85)	0.543(13.8)			

Thread	D1	D2	A	B	C
1/2"-20	ø0.314(7.98)	ø0.458(11.65)	0.225(5.72)	0.395(10.02)	0.75(19)
	ø0.312(7.92)	ø0.452(11.47)			
M14x1.5	ø0.314(7.98)	ø0.512(13.0)	0.225(5.72)	0.395(10.02)	0.827(21)
	ø0.312(7.92)	ø0.504(12.8)			
M18x1.5	ø0.401(10.19)	ø0.638(16.2)	0.242(6.15)	0.402(10.15)	1.00(25.4)
	ø0.399(10.13)	ø0.634(16.1)			



Thread	d1	d2	a	b	c	d3	d4
1/2"-20	ø0.307(7.8) ø0.303(7.7)	ø0.413(10.5) ø0.407(10.35)	0.217(5.5) 0.211(5.35)	0.441(11.2) 0.433(11.0)	0.629(16)	ø0.41(10.5)	ø0.5(12.7)
M14x1.5	ø0.307(7.8) ø0.303(7.7)	ø0.465(11.8) ø0.457(11.6)	0.217(5.5) 0.211(5.35)	0.441(11.2) 0.433(11.0)	0.708(18)	ø0.47(12.0)	ø0.54(13.7)
M18x1.5	ø0.394(10.0) ø0.386(9.8)	ø0.610(15.5) ø0.602(15.3)	0.236(6.0) 0.230(5.85)	0.551(14.0) 0.543(13.8)	0.787(20)	ø0.63(16.0)	ø0.669(17.0)

Thread	D1	D2	A	B	C
1/2"-20	ø0.314(7.98) ø0.312(7.92)	ø0.458(11.65) ø0.452(11.47)	0.225(5.72)	0.395(10.02)	0.75(19)
M14x1.5	ø0.314(7.98) ø0.312(7.92)	ø0.512(13.0) ø0.504(12.8)	0.225(5.72)	0.395(10.02)	0.827(21)
M18x1.5	ø0.401(10.19) ø0.399(10.13)	ø0.638(16.2) ø0.634(16.1)	0.242(6.15)	0.402(10.15)	1.00(25.4)

Product Introduction:

The **ONEhalf20** model CTEC Melt Pressure Transducer incorporates a proprietary filled capillary design. This tried and proven design provides an electronic signal which is proportional to the measured pressure, and allows the transducer to operate at process temperatures up to 750°F. The electronics of each transducer is a Wheatstone Bridge - bonded strain gauge design insuring high accuracy, reliability and repeatability.

The **ONEhalf20** model CTEC Melt Pressure Transducer has been designed for space restricted areas. This transducer features an exposed capillary which allows for a 1/8" bend radius for mounting in tight spaces.

Features:

- wide variety of pressure ranges
- significant price benefit over competitor models
- 100% form, fit and function with all competitor models utilizing the Bendix 6 pin bayonet style connector
- fully compatible with the industry standard wiring pattern and colour coding
- two accuracy grades available
0.5% standard accuracy, or 0.25% optional



General Specifications:

Mechanical

Pressure Ranges: 0-3,000 psi to 0-30,000 psi
metric ranges available
Mounting: 1/2-20 UNF thread with
jam nut
Mounting Torque: 500 inch pounds maximum
Diaphragm: 15-5PH stainless steel
Overload Capacity: 2 times FSO
Temperatures: diaphragm 750°F
electronics 225°F
Accuracy: 0.5% FSO
Repeatability: better than 0.15% FSO

Electrical

Type: bonded strain gauge,
4 leg Wheatstone Bridge
Bridge Resistance: 350 Ohm +/- 5%
Connector: 6 pin Bendix style bayonet
Output: 3.33 mV/Volt
Excitation Voltage: 10 Vdc
Calibration: internal 80% FSO
Insulation: 1,000 Megohms at 50 Vdc



Ordering Guide:**Model Number**

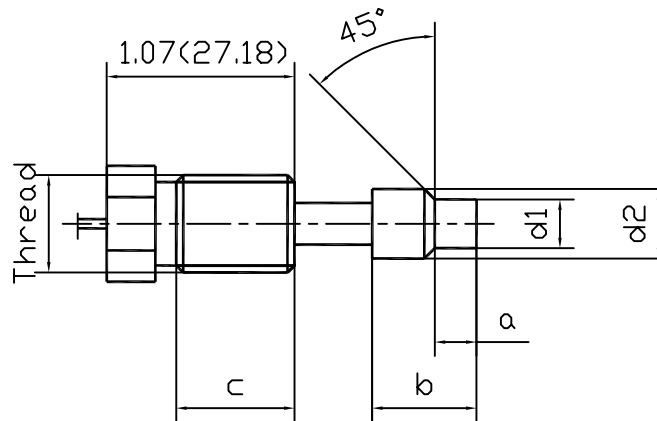
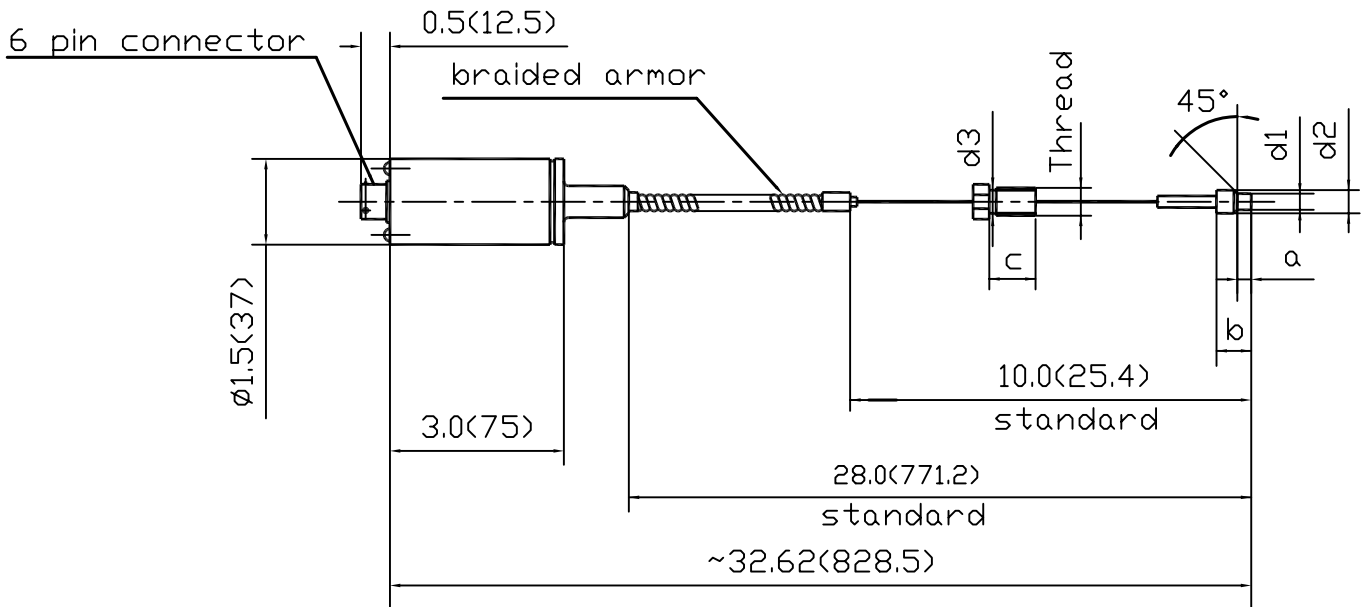
CTEC

Transducer Style1/2-20 UNF thread with jam nut
10" expose capillary with 18" flex armour**Accuracy**"no designation"
DLX0.5% Accuracy - standard
0.25% Accuracy**Output**Q
R
S2.0 mV/Volt
2.5 mV/Volt
3.33 mV/Volt - standard**Standard Pressure Ranges**

-3M	0 - 3,000 psi	-2CB	0 - 200 bar
-5M	0 - 5,000 psi	-3.5CB	0 - 350 bar
-7.5M	0 - 7,500 psi	-5CB	0 - 500 bar
-10M	0 - 10,000 psi	-7CB	0 - 700 bar
-15M	0 - 15,000 psi	-1MB	0 - 1,000 bar
-20M	0 - 20,000 psi	-1.4MB	0 - 1,400 bar
-30M	0 - 30,000 psi	-2MB	0 - 2,000 bar

Common Options-8PIN
-FAxx8 pin connector in place of standard 6 pin
Non-Standard flex armor length
(**xx**- specify in inches)For configurations not listed please contact your local **ONEhalf20** distributor.

Your single source for melt pressure transducers, melt pressure transmitters,
melt pressure gauges, pressure instrumentation, and rupture disks!



Thread	d1	d2	a	b	c	d3
1/2"-20	∅0.307(7.8) ∅0.305(7.75)	∅0.414(10.52) ∅0.412(10.46)	0.125(3.18) 0.12(3.05)	0.318(8.08) 0.312(7.92)	0.81(20.57)	∅0.414(10.52)

Product Introduction:

The **ONEhalf20** model CTNM Nozzle Melt Pressure Transducer incorporates a filled capillary design. This tried and proven design provides an electronic signal which is proportional to the measured pressure, and allows the transducer to operate at process temperatures up to 750°F. The electronics of each transducer is a Wheatstone Bridge - bonded strain gauge design insuring high accuracy, reliability and repeatability.

The **ONEhalf20** model CTNM Nozzle Melt Pressure Transducer has been designed for space restricted areas, or for nozzle melt pressure measurement on injection molding machines. This transducer features a 1/2-20 UNF thread with jam nut and 28" of flex capillary.

Features:

- wide variety of pressure ranges
- all welded all stainless steel sealed construction
- 100% form, fit and function with all competitor models utilizing the Bendix 6 pin bayonet style connector
- fully compatible with the industry standard wiring pattern and colour coding
- two accuracy grades available
0.5% standard accuracy, or 0.25% optional



General Specifications:

Mechanical

Pressure Ranges: 0-3,000 psi to 0-30,000 psi
metric ranges available
Mounting: 1/2-20 UNF thread with
jam nut
Mounting Torque: 500 inch pounds maximum
Diaphragm: 15-5PH stainless steel
Overload Capacity: 2 times FSO
Temperatures: diaphragm 750°F
electronics 225°F
Accuracy: 0.5% FSO
Repeatability: better than 0.15% FSO

Electrical

Type: bonded strain gauge,
4 leg Wheatstone Bridge
Bridge Resistance: 350 Ohm +/- 5%
Connector: 6 pin Bendix style bayonet
Output: 3.33 mV/Volt
Excitation Voltage: 10 Vdc - recommended
Calibration: internal 80% FSO
Insulation: 1,000 Megohms at 50 Vdc



Ordering Guide:**Model Number**

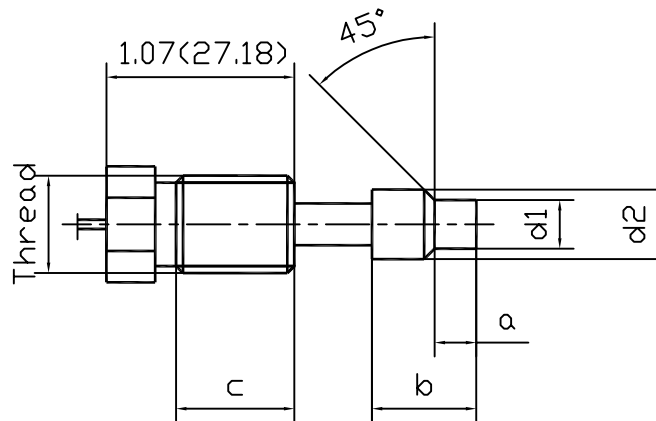
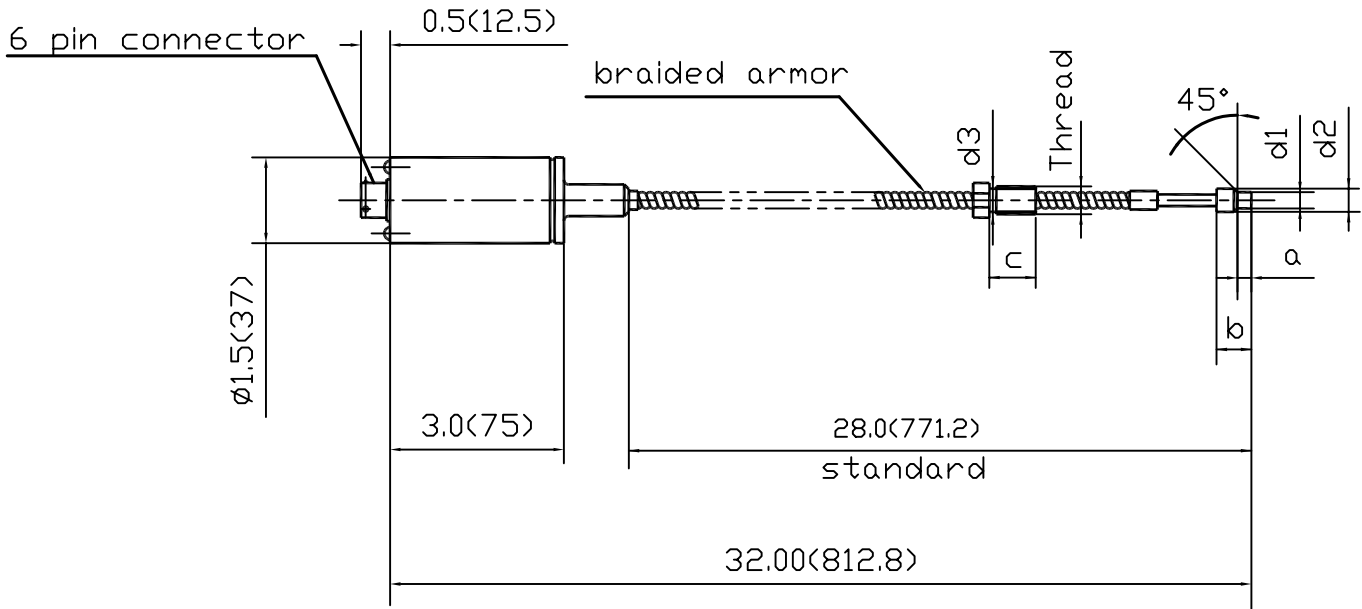
CTNM

Transducer Style1/2-20 UNF thread with jam nut
and 28" flex capillary**Accuracy**"no designation"
DLX0.5% Accuracy - standard
0.25% Accuracy**Jam Nut Length**1
31.5" jam nut
3" jam nut**Output**Q
R
S2.0 mV/Volt
2.5 mV/Volt
3.33 mV/Volt - standard**Standard Pressure Ranges**

-3M	0 - 3,000 psi	-2CB	0 - 200 bar
-5M	0 - 5,000 psi	-3.5CB	0 - 350 bar
-7.5M	0 - 7,500 psi	-5CB	0 - 500 bar
-10M	0 - 10,000 psi	-7CB	0 - 700 bar
-15M	0 - 15,000 psi	-1MB	0 - 1,000 bar
-20M	0 - 20,000 psi	-1.4MB	0 - 1,400 bar
-30M	0 - 30,000 psi	-2MB	0 - 2,000 bar

Common Options-8PIN
-FAxx8 pin connector in place of standard 6 pin
Non-Standard flex armor length
(xx- specify in inches)For configurations not listed please contact your local **ONEhalf20** distributor.

Your single source for melt pressure transducers, melt pressure transmitters,
melt pressure gauges, pressure instrumentation, and rupture disks!



Thread	d1	d2	a	b	c	d3
1/2"-20	ø0.307(7.8) ø0.305(7.75)	ø0.414(10.52) ø0.412(10.46)	0.125(3.18) 0.12(3.05)	0.318(8.08) 0.312(7.92)	0.81(20.57)	ø0.414(10.52)

Product Introduction:

ONEhalf20 Melt Pressure Transducers with visual indication are designed for processors who would benefit from localized pressure indication at the extruder barrel. These transducers also offer the advantage of providing the industry standard 3.33 mv/Volt output. The electronics of each transducer are a Wheatstone Bridge - bonded strain gauge design insuring high accuracy, reliability and repeatability.

The CTG style follows the classic melt pressure transducer design. It comprises a 6" rigid stem, along with 30" of flexible capillary, for optimal thermal isolation. The RTG style has only a 6" rigid stem.

Features:

- localized analogue visual pressure indication
- fully compatible with all competitor melt pressure transducers utilizing the Bendix 6 pin bayonet style connector
- standard 3.33 mv/Volt output, fully conforms to the industry standard wiring pattern and colour coding
- dual scale bar and psi
- all stainless steel construction with large 4" dial face with safety glass for ease of viewing

General Specifications:

Mechanical & Electrical

Pressure Ranges:	0-5,000 psi or 0-10,000 psi dual scale
Mounting:	1/2-20 UNF thread
Mounting Torque:	500 inch pounds maximum
Diaphragm:	15-5PH stainless steel
Overload Capacity:	2 times FSO
Temperatures:	diaphragm 750°F electronics 225°F
Accuracy:	electronics 1% FSO indication 2% FSO
Excitation Voltage:	10 Vdc
Calibration:	internal 80% FSO
Zero Adjust:	10% of full scale
Needle Sweep:	270°
Dial:	4" with safety glass



Options

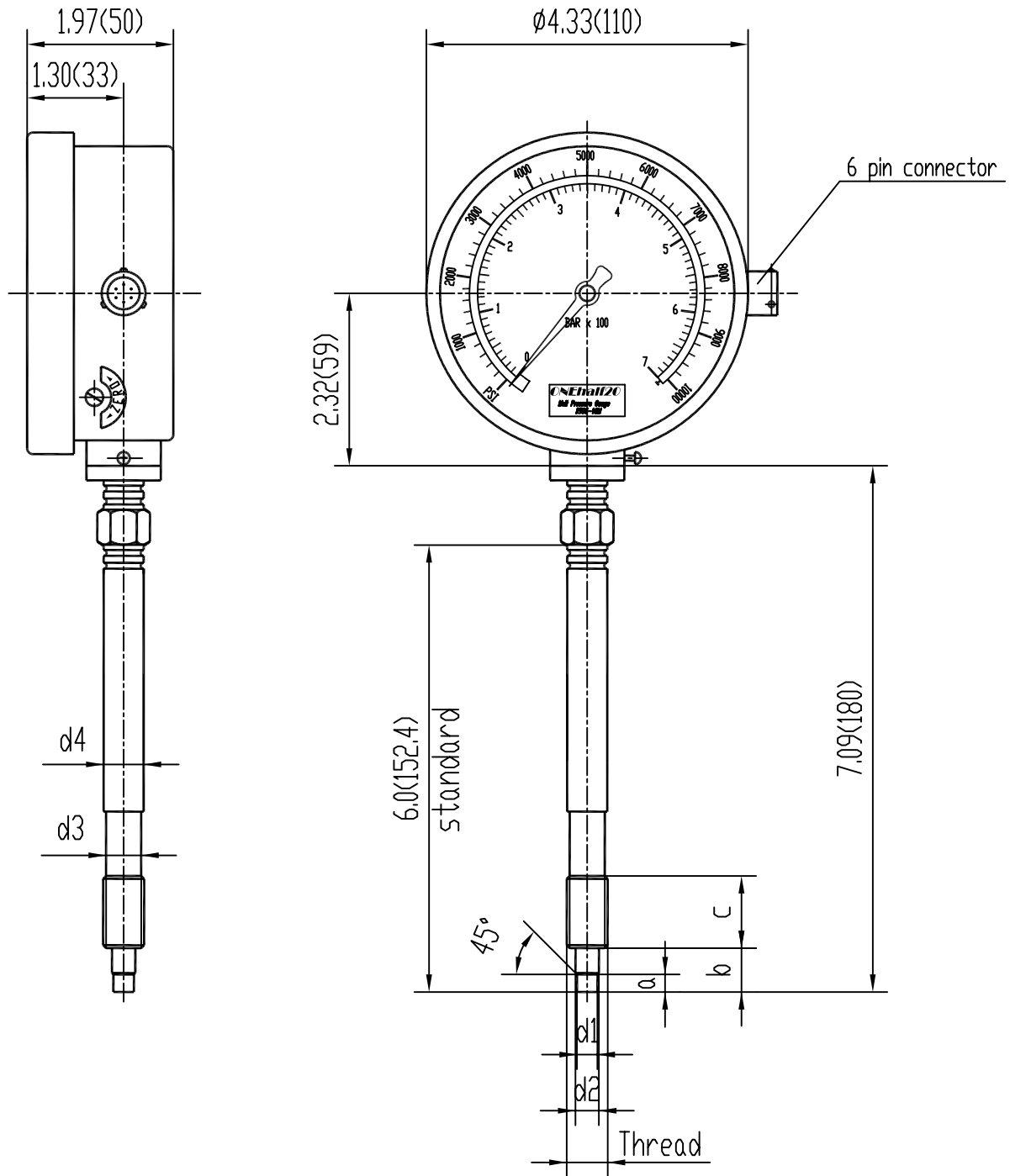
Temperature Output:	Type J thermocouple Type K thermocouple
Mounting:	M18 X 1.5
Rigid Stem Length:	12" available
Configuration:	Stem-up design RTG series only



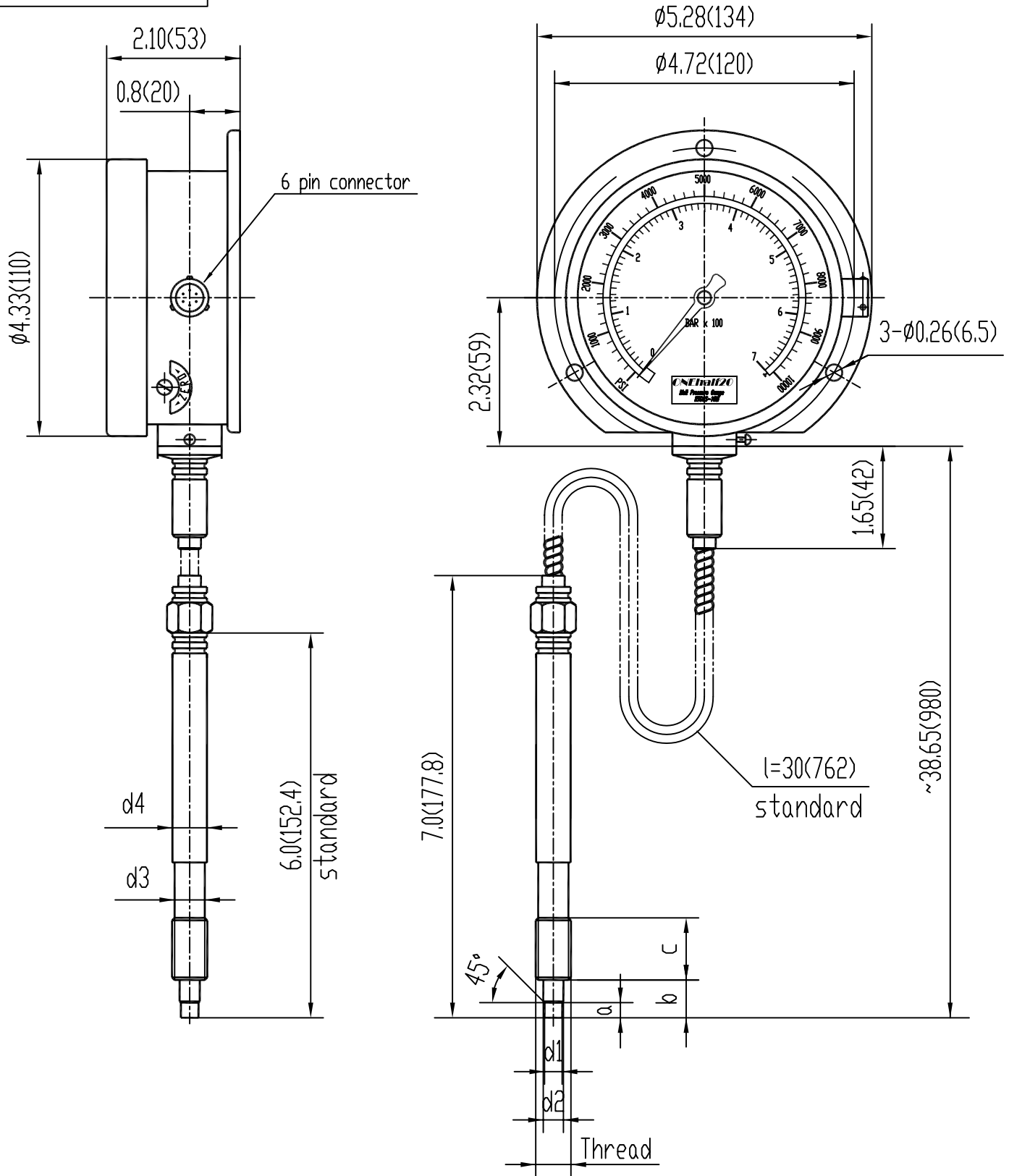
Ordering Guide:

<u>Model Number</u>	<u>Transducer Style</u>
CTG RTG	rigid stem with 30" flex armor stem only (no flex armor)
<u>Rigid Stem Length</u>	
6 12	6" - standard 12"
<u>Output</u>	
Q R S	2.0 mV/Volt 2.5 mV/Volt 3.33 mV/Volt - standard
<u>Standard Pressure Ranges</u>	
-5M -10M	0 - 5,000 psi and 0 - 350 bar (dual scale) 0 - 10,000 psi and 0 - 700 bar (dual scale)
<u>Common Options</u>	
-TCJ -TCK -SU -M18 -FAxx	Thermocouple Type "J" Thermocouple Type "K" Stem-up configuration (RTG series only) M18 X 1.5 metric thread in place of 1/2-20 UNF Non-Standard flex armor length (xx- specify in inches)
For configurations not listed please contact your local ONEhalf20 distributor.	

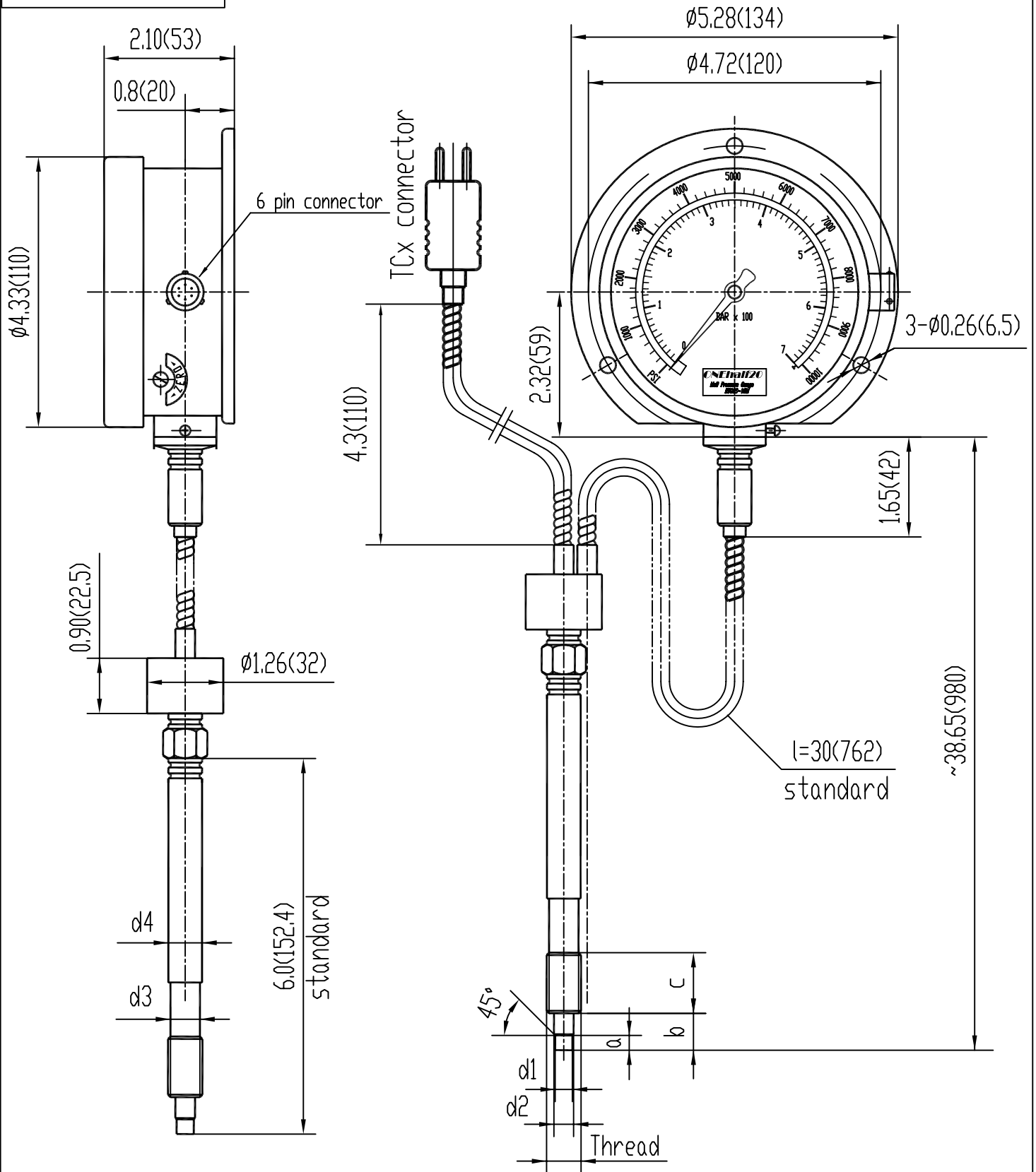
Your single source for melt pressure transducers, melt pressure transmitters, melt pressure gauges, pressure instrumentation, and rupture disks!



Thread	d1	d2	a	b	c	d3	d4
1/2"-20	$\phi 0.307$ (7.8) $\phi 0.303$ (7.7)	$\phi 0.413$ (10.5) $\phi 0.407$ (10.35)	0.217(5.5) 0.211(5.35)	0.441(11.2) 0.233(11.0)	0.629(16.0)	$\phi 0.41$ (10.5)	$\phi 0.5$ (12.7)
M18	$\phi 0.394$ (10.0) $\phi 0.386$ (9.8)	$\phi 0.610$ (15.5) $\phi 0.602$ (15.3)	0.236(6.0) 0.230(5.85)	0.551(14.0) 0.543(13.8)	0.787(20.0)	$\phi 0.63$ (16.0)	$\phi 0.709$ (18.0)



Thread	d1	d2	a	b	c	d3	d4
1/2"-20	0.307(7.8)	0.413(10.5)	0.217(5.5)	0.441(11.2)	0.629(16.0)	0.41(10.5)	0.5(12.7)
	0.303(7.7)	0.407(10.35)	0.211(5.35)	0.233(11.0)			
M18	0.394(10.0)	0.610(15.5)	0.236(6.0)	0.551(14.0)	0.787(20.0)	0.63(16.0)	0.709(18.0)
	0.386(9.8)	0.602(15.3)	0.230(5.85)	0.543(13.8)			



Thread	d1	d2	a	b	c	d3	d4
1/2"-20	0.307(7.8)	0.413(10.5)	0.217(5.5)	0.441(11.2)	0.629(16.0)	0.41(10.5)	0.5(12.7)
	0.303(7.7)	0.407(10.35)	0.211(5.35)	0.233(11.0)			
M18	0.394(10.0)	0.610(15.5)	0.236(6.0)	0.551(14.0)	0.787(20.0)	0.63(16.0)	0.709(18.0)
	0.386(9.8)	0.602(15.3)	0.230(5.85)	0.543(13.8)			

Product Introduction:

ONEhalf20 Melt Pressure Transmitters incorporate a filled capillary design. This tried and proven design provides an electronic signal which is proportional to the measured pressure, and allows the transmitter to operate at process temperatures up to 750°F. The electronics of each transmitter are a Wheatstone Bridge - bonded strain gauge design insuring high accuracy, reliability and repeatability.

ONEhalf20 Melt Pressure Transmitters are available in two distinct styles. The CT style melt pressure transmitter, is the classic melt pressure transmitter design. The CT style melt pressure transmitter comprises a 6" rigid stem, along with 18" of flexible capillary, for optimal thermal isolation. The RT style melt pressure transmitter, has only a 6" rigid stem, and is a rigid stem only version of the classic melt pressure transmitter.

Features:

- wide variety of pressure ranges
- all welded all stainless steel sealed construction
- 100% form, fit and function with all competitor models utilizing the Bendix 6 pin bayonet style connector
- fully compatible with the industry standard wiring pattern and colour coding
- two accuracy grades available
0.5% standard accuracy, or 0.25% optional



General Specifications:

Mechanical

Pressure Ranges: 0-500 psi to 0-15,000 psi
metric ranges available
Mounting: 1/2-20 UNF thread
Mounting Torque: 500 inch pounds maximum
Diaphragm: 15-5PH stainless steel
Overload Capacity: 2 times FSO
Temperatures: diaphragm 750°F
electronics 225°F
Accuracy: 0.5% FSO
Repeatability: better than 0.15% FSO
Zero Balance: +/- 10%

Electrical

Type: bonded strain gauge,
4 leg Wheatstone Bridge
Bridge Resistance: 350 Ohm +/- 5%
Connector: 6 pin Bendix style bayonet
Output: 4-20 mA or 0-10 Vdc
Excitation Voltage: 24 Vdc - recommended
Calibration: internal 80% FSO
Insulation: 1,000 Megohms at 50 Vdc



Ordering Guide:**Model Number**CT
RT**Transmitter Style**rigid stem with 18" flex capillary
rigid stem only (no flex capillary)**Accuracy**"no designation"
DLX0.5% Accuracy - standard
0.25% Accuracy**Rigid Stem Length**3
6
123"
6" - standard
12"**Output**MA
V4-20 mA
0-10 Vdc**Standard Pressure Ranges**

-5C	0 - 500 psi	-35B	0 - 35 bar
-1M	0 - 1,000 psi	-7B	0 - 70 bar
-1.5M	0 - 1,500 psi	-1CB	0 - 100 bar
-3M	0 - 3,000 psi	-2CB	0 - 200 bar
-5M	0 - 5,000 psi	-3.5CB	0 - 350 bar
-7.5M	0 - 7,500 psi	-5CB	0 - 500 bar
-10M	0 - 10,000 psi	-7CB	0 - 700 bar
-15M	0 - 15,000 psi	-1MB	0 - 1,000 bar

Common Options

-8PIN	8 pin connector in place of standard 6 pin
-TCJ	Thermocouple Type "J"
-TCK	Thermocouple Type "K"
-PT100	100 Ohm Platinum RTD
-M18	M18 X 1.5 metric thread in place of 1/2-20 UNF
-FAxx	Non-Standard flex armor length (xx- specify in inches)

For configurations not listed please contact your local **ONEhalf20** distributor.

**Your single source for melt pressure transducers, melt pressure transmitters,
melt pressure gauges, pressure instrumentation, and rupture disks!**

Product Introduction:

ONEhalf20 Oil Filled Melt Pressure Transmitters are designed specifically for food, packaging and medical processing applications. The food grade oil fill material meets the requirements of both the FDA and the USDA. This series of melt pressure transmitters utilize a Wheatstone Bridge - bonded strain gauge design insuring high accuracy, reliability and repeatability.

ONEhalf20 Oil Filled Melt Pressure Transmitters are available in two distinct styles. The CTO style melt pressure transmitter is the classic melt pressure transmitter design. The CTO style melt pressure transmitter comprises a 6" rigid stem, along with 18" of flexible capillary, for optimal thermal isolation. The RTO style melt pressure transmitter, has only a 6" rigid stem, and is a rigid stem only version of the classic melt pressure transmitter.

Features:

- wide variety of pressure ranges
- significant price benefit over competitors models
- 100% form, fit and function with all competitor models utilizing the Bendix 6 pin bayonet style connector
- fully compatible with the industry standard wiring pattern and colour coding
- oil fill meets FDA and USDA requirements



General Specifications:

Mechanical

Pressure Ranges: 0-1,500 psi to 0-10,000 psi
metric ranges available
Mounting: 1/2-20 UNF thread
Mounting Torque: 500 inch pounds maximum
Diaphragm: 15-5PH stainless steel
Overload Capacity: 2 times FSO
Temperatures: diaphragm 615°F
electronics 225°F
Accuracy: 1% FSO
Repeatability: better than 0.20% FSO
Zero Balance: +/- 10%

Electrical

Type: bonded strain gauge,
4 leg Wheatstone Bridge
Bridge Resistance: 350 Ohm +/- 10%
Connector: 6 pin Bendix style bayonet
Output: 4-20 mA or 0-10 Vdc
Excitation Voltage: 24 Vdc
Calibration: internal 80% FSO
Insulation: 1,000 Megohms at 50 Vdc



Ordering Guide:**Model Number**CTO
RTO**Transducer Style**rigid stem with 18" flex armor
rigid stem only (no flex armor)**Accuracy**

"no designation"

1.0% Accuracy - standard

Rigid Stem Length3
6
123"
6" - standard
12"**Output**MA
V4-20 mA
0 -10 Vdc**Standard Pressure Ranges**

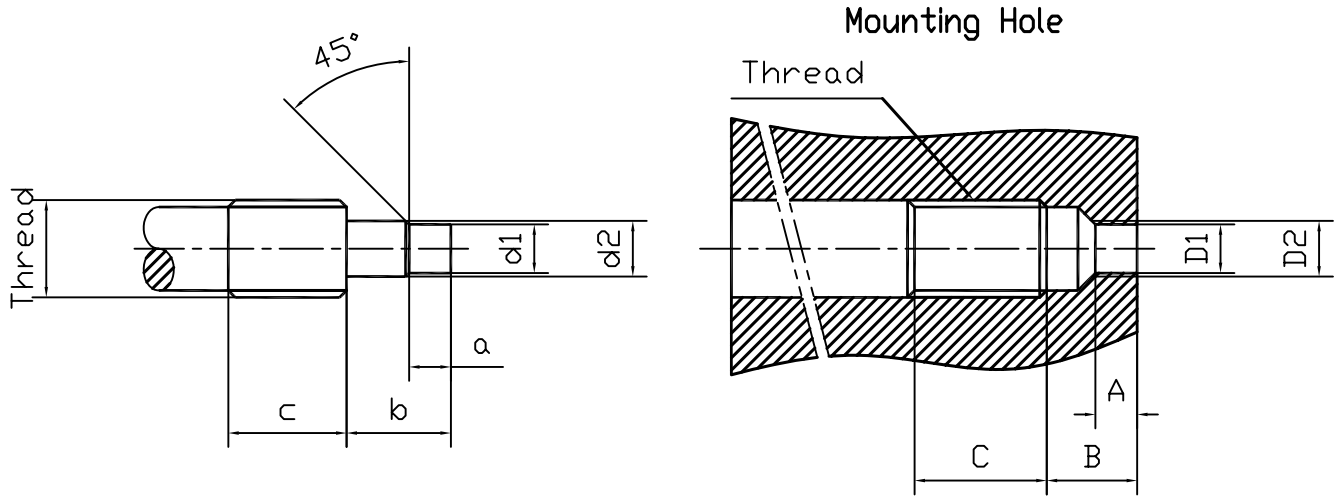
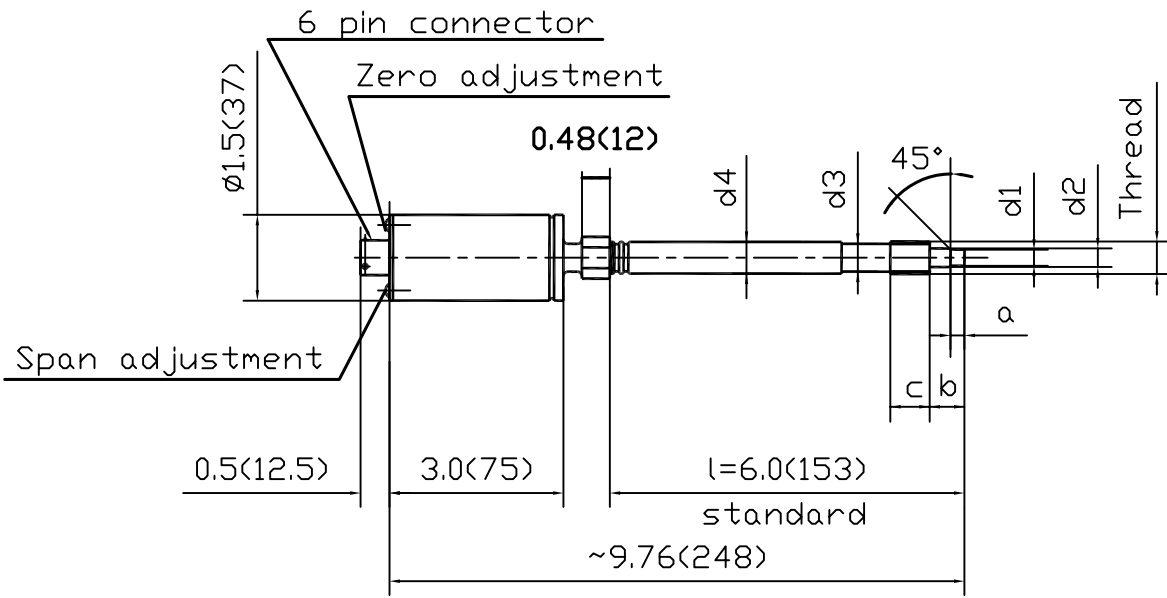
-1.5M	0 - 1,500 psi	-1CB	0 - 100 bar
-3M	0 - 3,000 psi	-2CB	0 - 200 bar
-5M	0 - 5,000 psi	-3.5CB	0 - 350 bar
-7.5M	0 - 7,500 psi	-5CB	0 - 500 bar
-10M	0 - 10,000 psi	-7CB	0 - 700 bar

Common Options

-8PIN	8 pin connector in place of standard 6 pin
-TCJ	Thermocouple Type "J"
-TCK	Thermocouple Type "K"
-PT100	100 Ohm Platinum RTD
-M18	M18 X 1.5 metric thread in place of 1/2-20 UNF

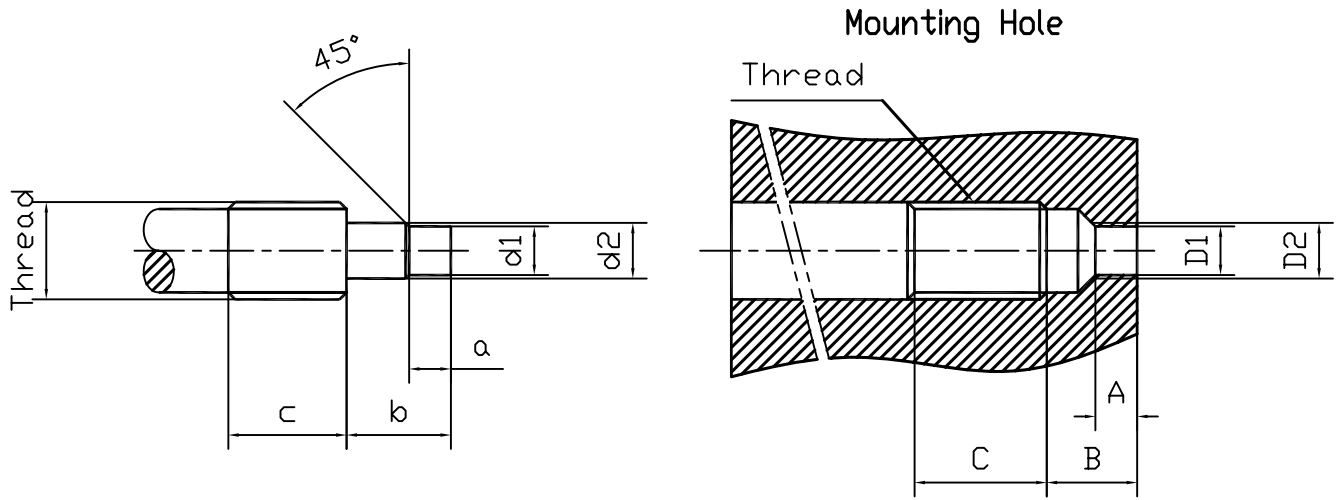
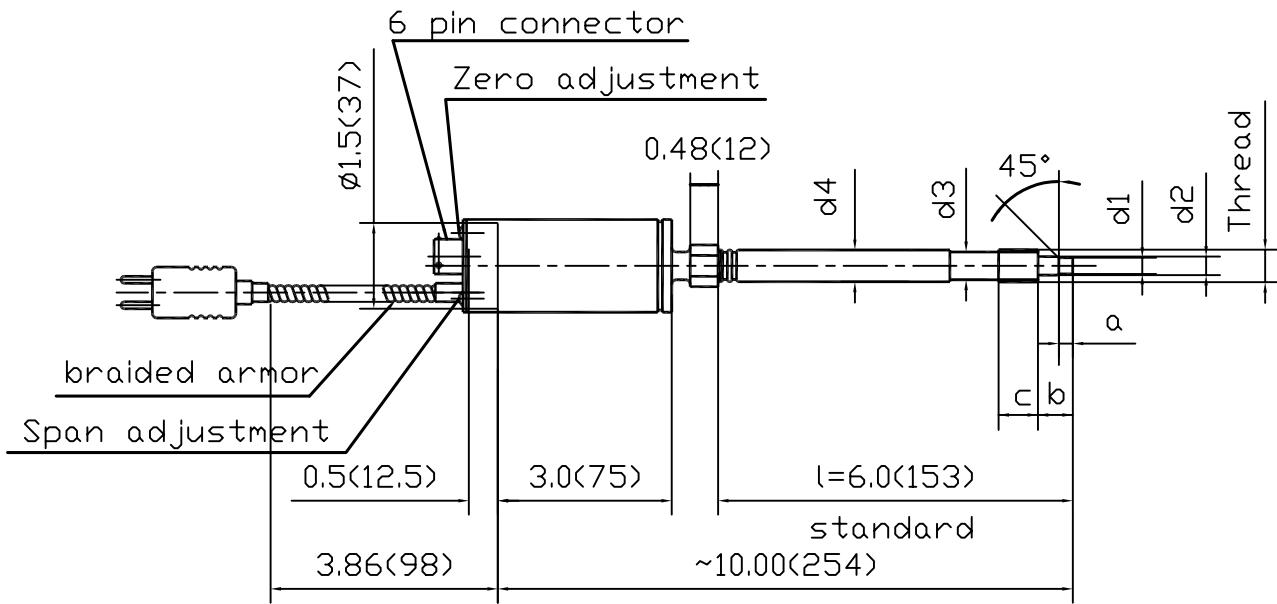
For configurations not listed please contact your local **ONEhalf20** distributor.

Your single source for melt pressure transducers, melt pressure transmitters, melt pressure gauges, pressure instrumentation, and rupture disks!



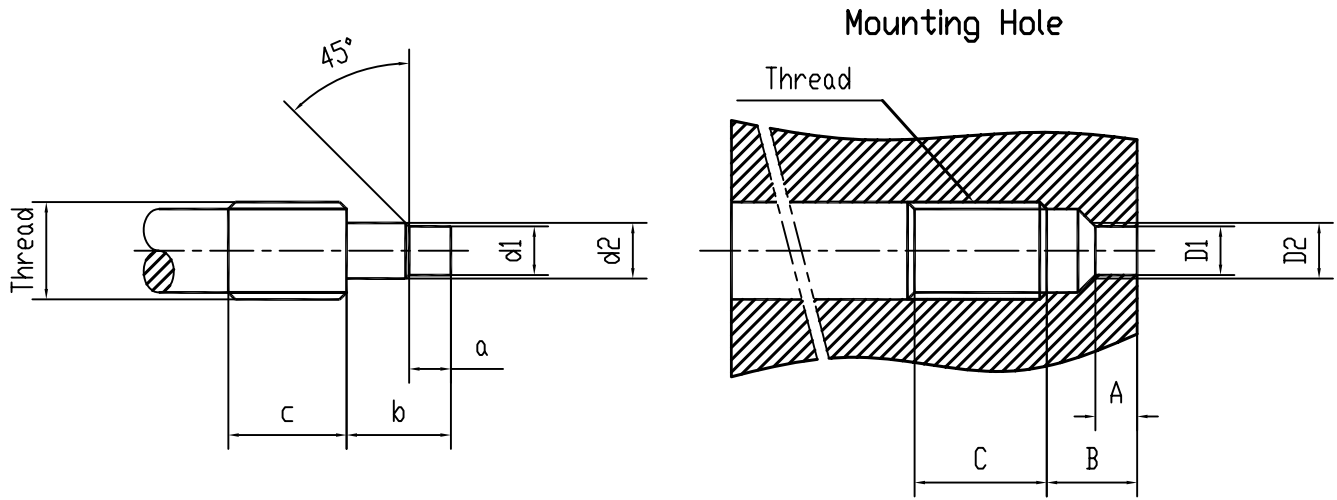
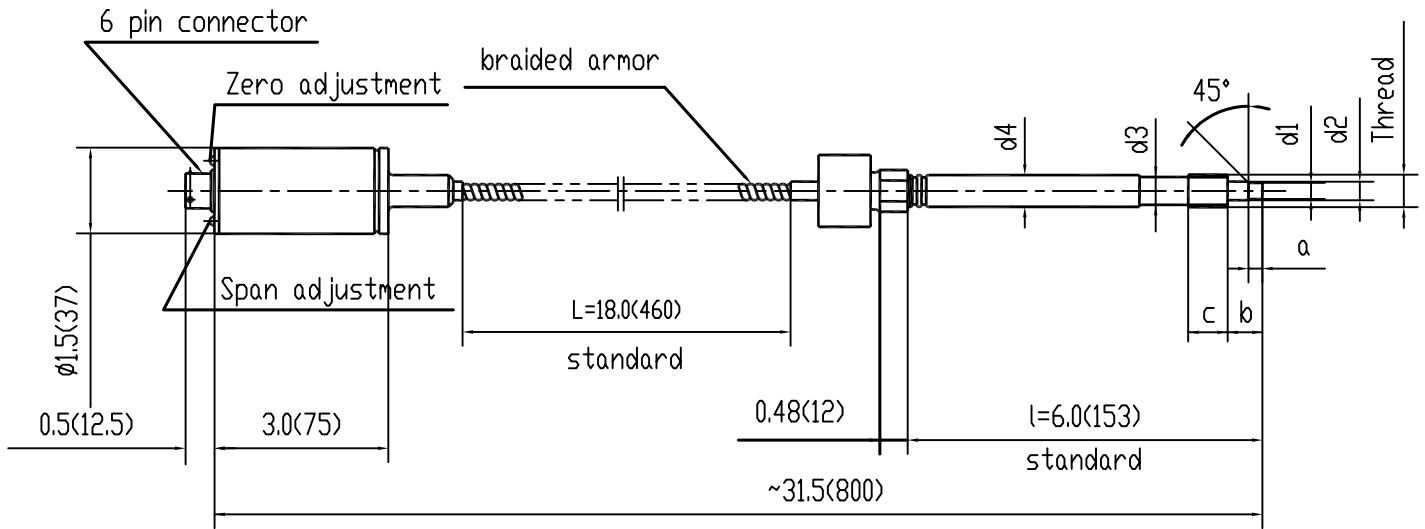
Thread	d1	d2	a	b	c	d3	d4
1/2"-20	ø0.307(7.8)	ø0.413(10.5)	0.217(5.5)	0.441(11.2)	0.629(16)	ø0.41(10.5)	ø0.5(12.7)
	ø0.303(7.7)	ø0.407(10.35)	0.211(5.35)	0.433(11.0)			
M14x1.5	ø0.307(7.8)	ø0.465(11.8)	0.217(5.5)	0.441(11.2)	0.708(18)	ø0.47(12.0)	ø0.54(13.7)
	ø0.303(7.7)	ø0.457(11.6)	0.211(5.35)	0.433(11.0)			
M18x1.5	ø0.394(10.0)	ø0.610(15.5)	0.236(6.0)	0.551(14.0)	0.787(20)	ø0.63(16.0)	ø0.669(17.0)
	ø0.386(9.8)	ø0.602(15.3)	0.230(5.85)	0.543(13.8)			

Thread	D1	D2	A	B	C
1/2"-20	ø0.314(7.98)	ø0.458(11.65)	0.225(5.72)	0.395(10.02)	0.75(19)
	ø0.312(7.92)	ø0.452(11.47)			
M14x1.5	ø0.314(7.98)	ø0.512(13.0)	0.225(5.72)	0.395(10.02)	0.827(21)
	ø0.312(7.92)	ø0.504(12.8)			
M18x1.5	ø0.401(10.19)	ø0.638(16.2)	0.242(6.15)	0.402(10.15)	1.00(25.4)
	ø0.399(10.13)	ø0.634(16.1)			



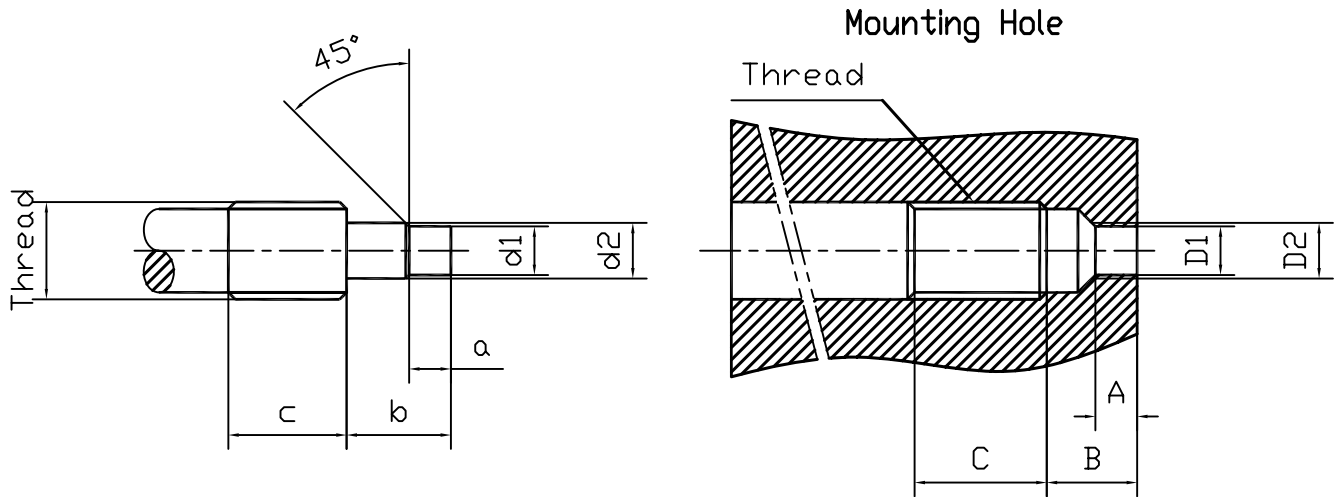
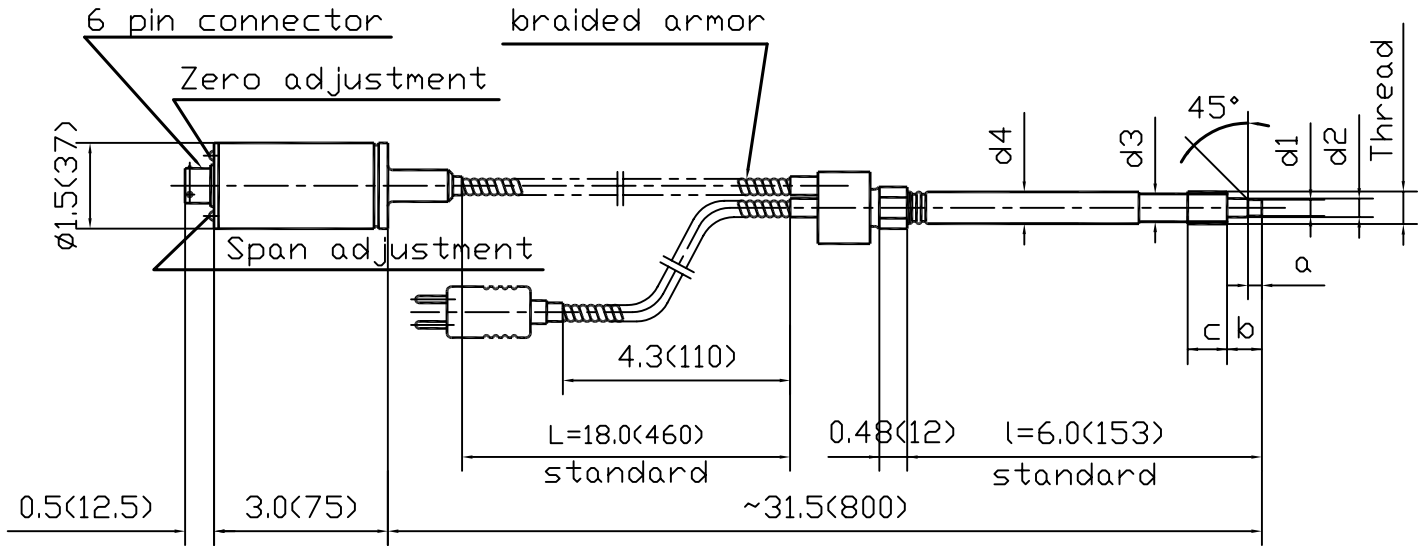
Thread	d1	d2	a	b	c	d3	d4
1/2"-20	ø0.307(7.8)	ø0.413(10.5)	0.217(5.5)	0.441(11.2)	0.629(16)	ø0.41(10.5)	ø0.5(12.7)
	ø0.303(7.7)	ø0.407(10.35)	0.211(5.35)	0.433(11.0)			
M14x1.5	ø0.307(7.8)	ø0.465(11.8)	0.217(5.5)	0.441(11.2)	0.708(18)	ø0.47(12.0)	ø0.54(13.7)
	ø0.303(7.7)	ø0.457(11.6)	0.211(5.35)	0.433(11.0)			
M18x1.5	ø0.394(10.0)	ø0.610(15.5)	0.236(6.0)	0.551(14.0)	0.787(20)	ø0.63(16.0)	ø0.669(17.0)
	ø0.386(9.8)	ø0.602(15.3)	0.230(5.85)	0.543(13.8)			

Thread	D1	D2	A	B	C
1/2"-20	ø0.314(7.98)	ø0.458(11.65)	0.225(5.72)	0.395(10.02)	0.75(19)
	ø0.312(7.92)	ø0.452(11.47)			
M14x1.5	ø0.314(7.98)	ø0.512(13.0)	0.225(5.72)	0.395(10.02)	0.827(21)
	ø0.312(7.92)	ø0.504(12.8)			
M18x1.5	ø0.401(10.19)	ø0.638(16.2)	0.242(6.15)	0.402(10.15)	1.00(25.4)
	ø0.399(10.13)	ø0.634(16.1)			



Thread	d1	d2	a	b	c	d3	d4
1/2"-20	ø0.307(7.8)	ø0.413(10.5)	0.217(5.5)	0.441(11.2)	0.629(16)	ø0.41(10.5)	ø0.5(12.7)
	ø0.303(7.7)	ø0.407(10.35)	0.211(5.35)	0.433(11.0)			
M14x1.5	ø0.307(7.8)	ø0.465(11.8)	0.217(5.5)	0.441(11.2)	0.708(18)	ø0.47(12.0)	ø0.54(13.7)
	ø0.303(7.7)	ø0.457(11.6)	0.211(5.35)	0.433(11.0)			
M18x1.5	ø0.394(10.0)	ø0.610(15.5)	0.236(6.0)	0.551(14.0)	0.787(20)	ø0.63(16.0)	ø0.669(17.0)
	ø0.386(9.8)	ø0.602(15.3)	0.230(5.85)	0.543(13.8)			

Thread	D1	D2	A	B	C
1/2"-20	ø0.314(7.98)	ø0.458(11.65)	0.225(5.72)	0.395(10.02)	0.75(19)
	ø0.312(7.92)	ø0.452(11.47)			
M14x1.5	ø0.314(7.98)	ø0.512(13.0)	0.225(5.72)	0.395(10.02)	0.827(21)
	ø0.312(7.92)	ø0.504(12.8)			
M18x1.5	ø0.401(10.19)	ø0.638(16.2)	0.242(6.15)	0.402(10.15)	1.00(25.4)
	ø0.399(10.13)	ø0.634(16.1)			



Thread	d1	d2	a	b	c	d3	d4
1/2"-20	ø0.307(7.8) ø0.303(7.7)	ø0.413(10.5) ø0.407(10.35)	0.217(5.5) 0.211(5.35)	0.441(11.2) 0.433(11.0)	0.629(16)	ø0.41(10.5)	ø0.5(12.7)
M14x1.5	ø0.307(7.8) ø0.303(7.7)	ø0.465(11.8) ø0.457(11.6)	0.217(5.5) 0.211(5.35)	0.441(11.2) 0.433(11.0)	0.708(18)	ø0.47(12.0)	ø0.54(13.7)
M18x1.5	ø0.394(10.0) ø0.386(9.8)	ø0.610(15.5) ø0.602(15.3)	0.236(6.0) 0.230(5.85)	0.551(14.0) 0.543(13.8)	0.787(20)	ø0.63(16.0)	ø0.669(17.0)

Thread	D1	D2	A	B	C
1/2"-20	ø0.314(7.98) ø0.312(7.92)	ø0.458(11.65) ø0.452(11.47)	0.225(5.72)	0.395(10.02)	0.75(19)
M14x1.5	ø0.314(7.98) ø0.312(7.92)	ø0.512(13.0) ø0.504(12.8)	0.225(5.72)	0.395(10.02)	0.827(21)
M18x1.5	ø0.401(10.19) ø0.399(10.13)	ø0.638(16.2) ø0.634(16.1)	0.242(6.15)	0.402(10.15)	1.00(25.4)

Product Introduction:

The **ONEhalf20** model CTEC Melt Pressure Transmitter incorporates a proprietary filled capillary design. This tried and proven design provides an electronic signal which is proportional to the measured pressure, and allows the transmitter to operate at process temperatures up to 750°F. The electronics of each transmitter is a Wheatstone Bridge - bonded strain gauge design insuring high accuracy, reliability and repeatability.

The **ONEhalf20** model CTEC Melt Pressure Transmitter has been designed for space restricted areas. This transmitter features an exposed capillary which allows for a 1/8" bend radius for mounting in tight spaces.

Features:

- wide variety of pressure ranges
- significant price benefit over competitors models
- 100% form, fit and function with all competitor models utilizing the Bendix 6 pin bayonet style connector
- fully compatible with the industry standard wiring pattern and colour coding
- two accuracy grades available
0.5% standard accuracy, or 0.25% optional



General Specifications:

Mechanical

Pressure Ranges: 0-500 psi to 0-20,000 psi
metric ranges available
Mounting: 1/2-20 UNF thread with
jam nut
Mounting Torque: 500 inch pounds maximum
Diaphragm: 15-5PH stainless steel
Overload Capacity: 2 times FSO
Temperatures: diaphragm 750°F
electronics 225°F
Accuracy: 0.5% FSO
Repeatability: better than 0.15% FSO

Electrical

Type: bonded strain gauge,
4 leg Wheatstone Bridge
Bridge Resistance: 350 Ohm +/- 5%
Connector: 6 pin Bendix style bayonet
Output: 4-20 mA or 0 - 10 Vdc
Excitation Voltage: 24 Vdc
Calibration: internal 80% FSO
Insulation: 1,000 Megohms at 50 Vdc



Ordering Guide:**Model Number**

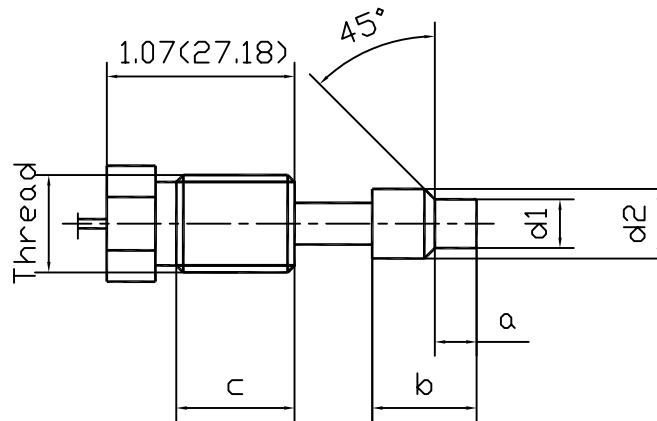
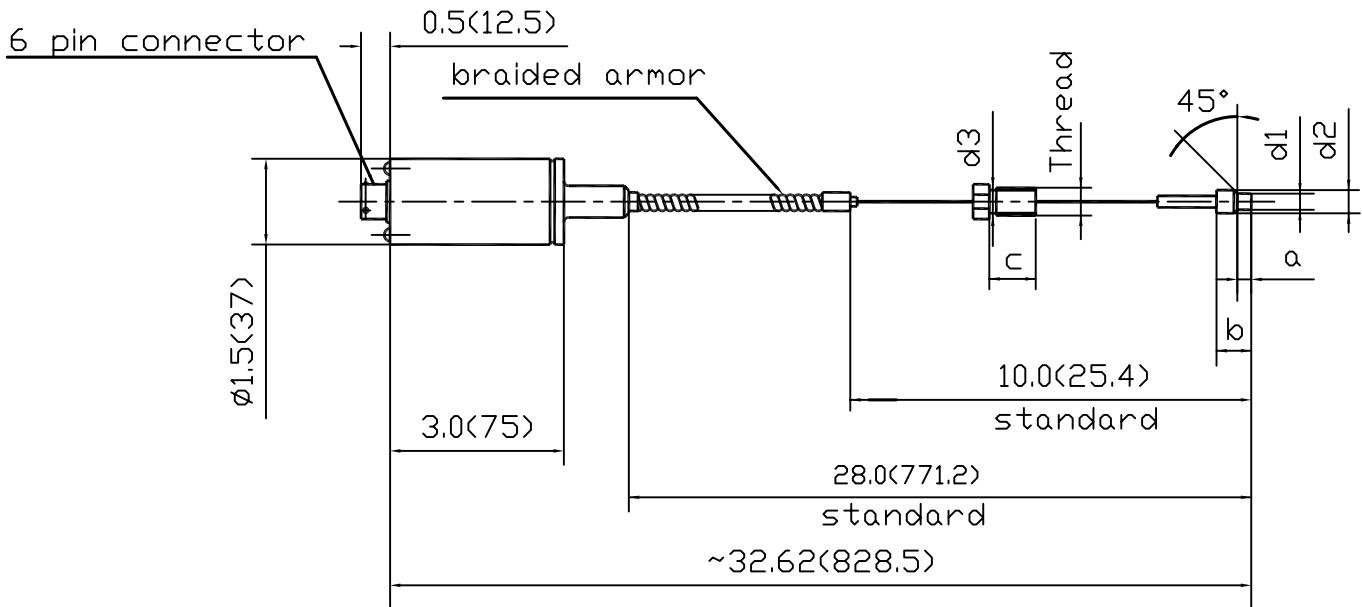
CTEC

Transmitter Style1/2-20 UNF thread with jam nut
10" expose capillary with 18" flex armour**Accuracy**"no designation"
DLX0.5% Accuracy - standard
0.25% Accuracy**Output**MA
V4 - 20 mA
0 - 10 Vdc**Standard Pressure Ranges**

-5C	0 - 500 psi	-35B	0 - 35 bar
-1M	0 - 1,000 psi	-7B	0 - 70 bar
-1.5M	0 - 1,500 psi	-1CB	0 - 100 bar
-3M	0 - 3,000 psi	-2CB	0 - 200 bar
-5M	0 - 5,000 psi	-3.5CB	0 - 350 bar
-7.5M	0 - 7,500 psi	-5CB	0 - 500 bar
-10M	0 - 10,000 psi	-7CB	0 - 700 bar
-15M	0 - 15,000 psi	-1MB	0 - 1,000 bar
-20M	0 - 20,000 psi	-1.4MB	0 - 1,400 bar

Common Options-8PIN
-FAxx8 pin connector in place of standard 6 pin
Non-Standard flex armor length
(xx- specify in inches)For configurations not listed please contact your local **ONEhalf20** distributor.

Your single source for melt pressure transducers, melt pressure transmitters,
melt pressure gauges, pressure instrumentation, and rupture disks!



Thread	d1	d2	a	b	c	d3
1/2"-20	Ø0.307(7.8)	Ø0.414(10.52)	0.125(3.18)	0.318(8.08)	0.667(17.2)	Ø0.414(10.52)
	Ø0.305(7.75)	Ø0.412(10.46)	0.12(3.05)	0.312(7.92)		

Product Introduction:

The **ONEhalf20** model CTNM Nozzle Melt Pressure Transmitter incorporates a proprietary filled capillary design. This tried and proven design provides an electronic signal which is proportional to the measured pressure, and allows the transmitter to operate at process temperatures up to 750°F. The electronics of each transmitter is a Wheatstone Bridge - bonded strain gauge design insuring high accuracy, reliability and repeatability.

The **ONEhalf20** model CTNM Nozzle Melt Pressure Transmitter has been designed for space restricted areas, or for nozzle melt pressure measurement on injection molding machines. This transmitter features a 1/2-20 UNF thread with jam nut and 28" of flex capillary.

Features:

- wide variety of pressure ranges
- significant price benefit over competitors models
- 100% form, fit and function with all competitor models utilizing the Bendix 6 pin bayonet style connector
- fully compatible with the industry standard wiring pattern and colour coding
- two accuracy grades available
0.5% standard accuracy, or 0.25% optional

**General Specifications:****Mechanical**

Pressure Ranges: 0-500 psi to 0-20,000 psi
metric ranges available
Mounting: 1/2-20 UNF thread with
jam nut
Mounting Torque: 500 inch pounds maximum
Diaphragm: 15-5PH stainless steel
Overload Capacity: 2 times FSO
Temperatures: diaphragm 750°F
electronics 225°F
Accuracy: 0.5% FSO
Repeatability: better than 0.15% FSO

Electrical

Type: bonded strain gauge,
4 leg Wheatstone Bridge
Bridge Resistance: 350 Ohm +/- 5%
Connector: 6 pin Bendix style bayonet
Output: 4-20 mA or 0 - 10 Vdc
Excitation Voltage: 24 Vdc
Calibration: internal 80% FSO
Insulation: 1,000 Megohms at 50 Vdc



Ordering Guide:**Model Number**

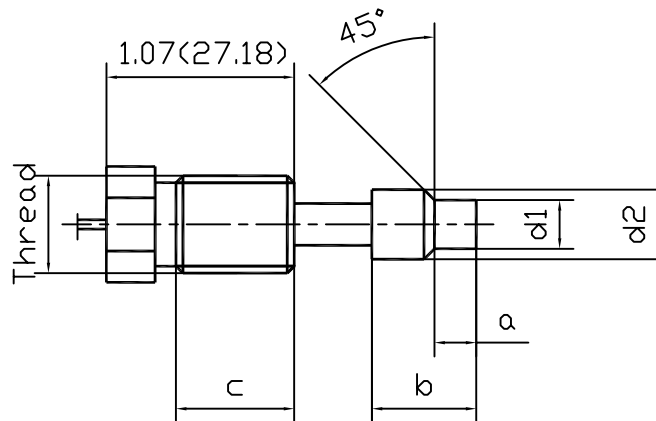
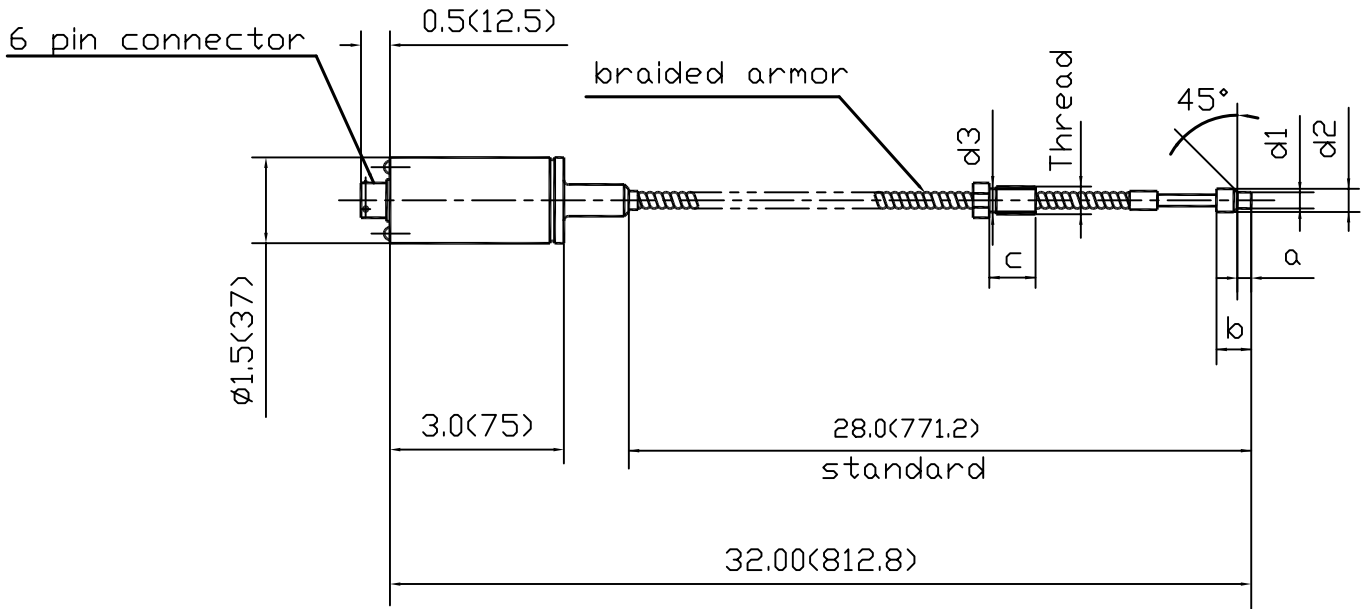
CTNM

Transmitter Style1/2-20 UNF thread with jam nut
and 28" flex capillary**Accuracy**"no designation"
DLX0.5% Accuracy - standard
0.25% Accuracy**Jam Nut Length**1
31.5" jam nut
3" jam nut**Output**MA
V4-20 mA
0 - 10 Vdc**Standard Pressure Ranges**

-5C	0 - 500 psi	-35B	0 - 35 bar
-1M	0 - 1,000 psi	-7B	0 - 70 bar
-1.5M	0 - 1,500 psi	-1CB	0 - 100 bar
-3M	0 - 3,000 psi	-2CB	0 - 200 bar
-5M	0 - 5,000 psi	-3.5CB	0 - 350 bar
-7.5M	0 - 7,500 psi	-5CB	0 - 500 bar
-10M	0 - 10,000 psi	-7CB	0 - 700 bar
-15M	0 - 15,000 psi	-1MB	0 - 1,000 bar
-20M	0 - 20,000 psi	-1.4MB	0 - 1,400 bar

Common Options-8PIN
-FAxx8 pin connector in place of standard 6 pin
Non-Standard flex armor length
(xx- specify in inches)For configurations not listed please contact your local **ONEhalf20** distributor.

Your single source for melt pressure transducers, melt pressure transmitters,
melt pressure gauges, pressure instrumentation, and rupture disks!



Thread	d1	d2	a	b	c	d3
1/2"-20	ø0.307(7.8)	ø0.414(10.52)	0.125(3.18)	0.318(8.08)	0.667(17.2)	ø0.414(10.52)
	ø0.305(7.75)	ø0.412(10.46)	0.12(3.05)	0.312(7.92)		

Product Introduction:

ONEhalf20 Melt Pressure Transmitters with visual indication are designed for processors who would benefit from localized pressure indication at the extruder barrel. These transmitters also offer the advantage of providing either 4-20mA or 0 -10 Vdc output. The electronics of each transmitter are a Wheatstone Bridge - bonded strain gauge design insuring high accuracy, reliability and repeatability.

The CTG style follows the classic melt pressure transmitter design. It comprises a 6" rigid stem, along with 30" of flexible capillary, for optimal thermal isolation. The RTG style has only a 6" rigid stem.

Features:

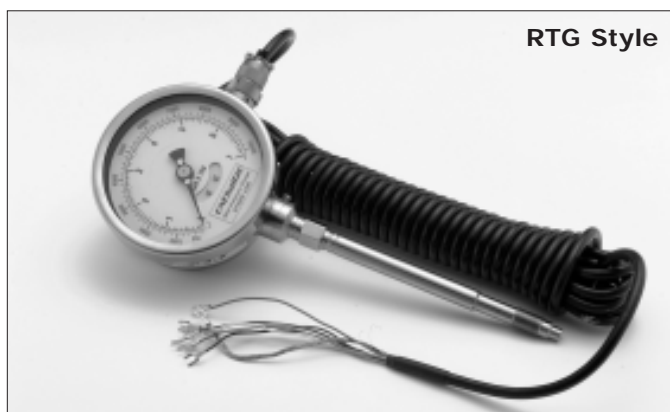
- localized analogue visual pressure indication
- fully compatible with all competitor melt pressure transducers utilizing the Bendix 6 pin bayonet style connector
- 4-20mA or 0 -10 Vdc output utilizing the industry standard 6 pin Bendix style bayonet connector
- dual scale bar and psi
- all stainless steel construction with large 4" dial face with safety glass for ease of viewing

General Specifications:**Mechanical & Electrical**

Pressure Ranges:	0-5,000 psi to 0-10,000 psi dual scale
Mounting:	1/2-20 UNF thread
Mounting Torque:	500 inch pounds maximum
Diaphragm:	15-5PH stainless steel
Overload Capacity:	2 times FSO
Temperatures:	diaphragm 750°F electronics 225°F
Accuracy:	electronics 1% FSO indication 2% FSO
Excitation Voltage:	24 Vdc
Calibration:	internal 80% FSO
Zero Adjust:	10% of full scale
Needle Sweep:	270°
Dial:	4" with safety glass



CTG Style



RTG Style

Options

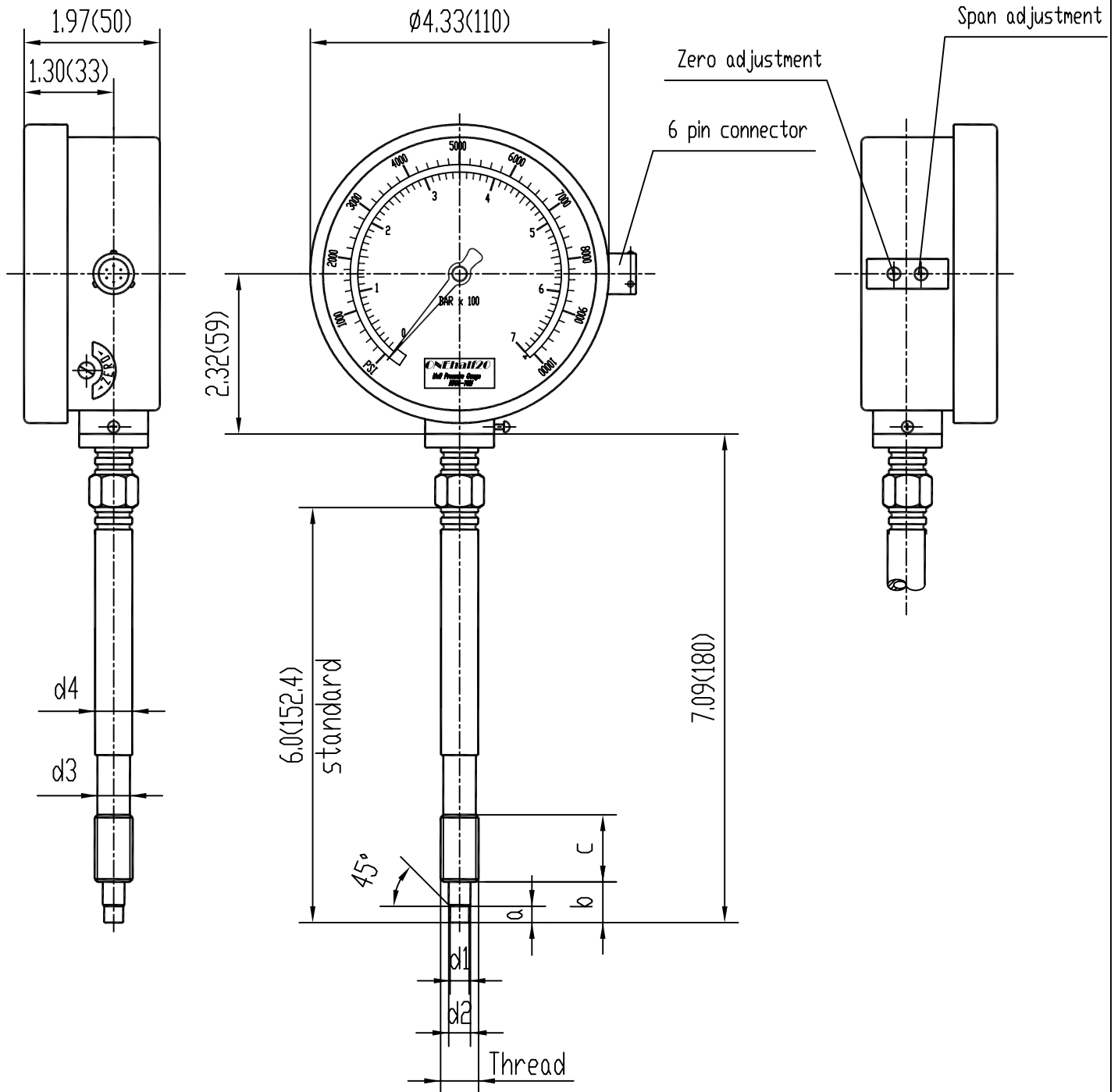
Temperature Output:	Type J thermocouple Type K thermocouple
Mounting:	M18 X 1.5
Rigid Stem Length:	12" available
Configuration:	Stem-up design RTG series only



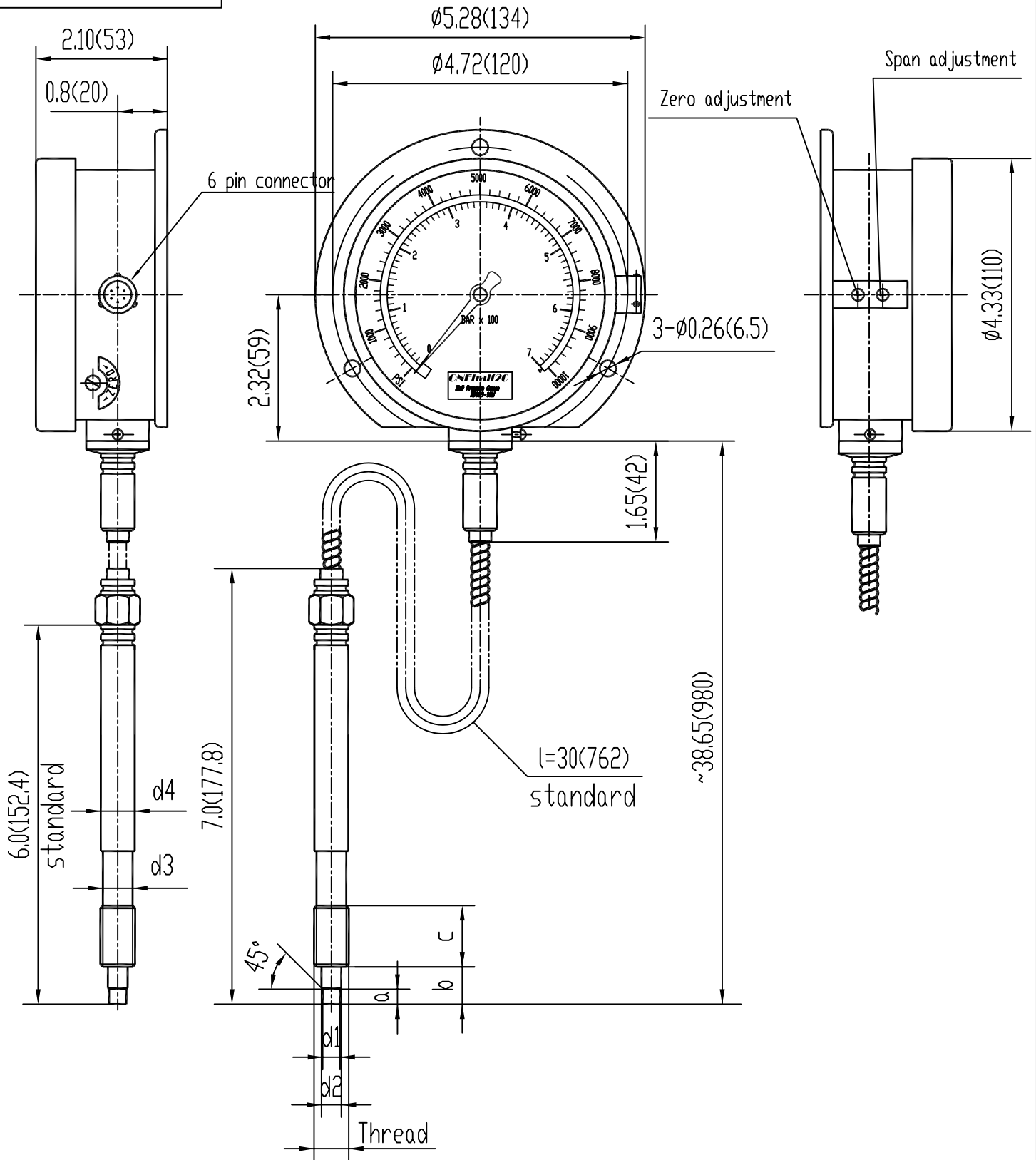
Ordering Guide:

<u>Model Number</u>	<u>Transmitter Style</u>
CTG RTG	rigid stem with 30" flex armor stem only (no flex armor)
	<u>Rigid Stem Length</u>
6 12	6" - standard 12"
	<u>Output</u>
MA V	4-20 mA 0 -10 Vdc
	<u>Standard Pressure Ranges</u>
-5M -10M	0 - 5,000 psi and 0 - 350 bar (dual scale) 0 - 10,000 psi and 0 -700 bar (dual scale)
	<u>Common Options</u>
-TCJ -TCK -SU -M18 -FAxx	Thermocouple Type "J" Thermocouple Type "K" Stem-up configuration (RTG series only) M18 X 1.5 metric thread in place of 1/2-20 UNF Non-Standard flex armor length (xx- specify in inches)
For configurations not listed please contact your local ONEhalf20 distributor.	

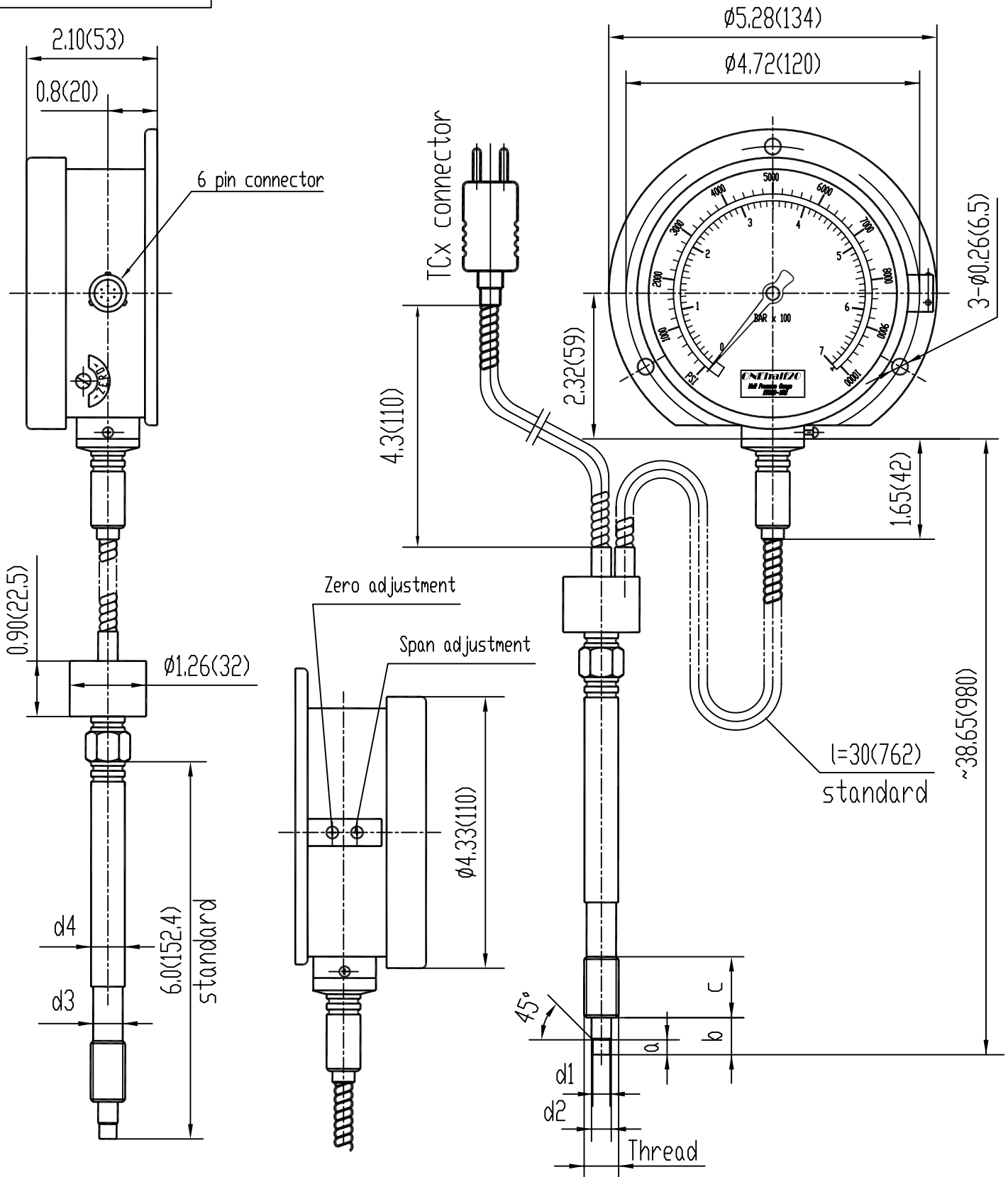
Your single source for melt pressure transducers, melt pressure transmitters, melt pressure gauges, pressure instrumentation, and rupture disks!



Thread	d1	d2	a	b	c	d3	d4
1/2"-20	ø0.307(7.8)	ø0.413(10.5)	0.217(5.5)	0.441(11.2)	0.629(16.0)	ø0.41(10.5)	ø0.5(12.7)
	ø0.303(7.7)	ø0.407(10.35)	0.211(5.35)	0.233(11.0)			
M18	ø0.394(10.0)	ø0.610(15.5)	0.236(6.0)	0.551(14.0)	0.787(20.0)	ø0.63(16.0)	ø0.709(18.0)
	ø0.386(9.8)	ø0.602(15.3)	0.230(5.85)	0.543(13.8)			



Thread	d1	d2	a	b	c	d3	d4
1/2"-20	$\phi 0.307(7.8)$	$\phi 0.413(10.5)$	0.217(5.5)	0.441(11.2)	0.629(16.0)	$\phi 0.41(10.5)$	$\phi 0.5(12.7)$
	$\phi 0.303(7.7)$	$\phi 0.407(10.35)$	0.211(5.35)	0.233(11.0)			
M18	$\phi 0.394(10.0)$	$\phi 0.610(15.5)$	0.236(6.0)	0.551(14.0)	0.787(20.0)	$\phi 0.63(16.0)$	$\phi 0.709(18.0)$
	$\phi 0.386(9.8)$	$\phi 0.602(15.3)$	0.230(5.85)	0.543(13.8)			



Thread	d1	d2	a	b	c	d3	d4
1/2"-20	Ø0.307(7.8)	Ø0.413(10.5)	0.217(5.5)	0.441(11.2)	0.629(16.0)	Ø0.41(10.5)	Ø0.5(12.7)
	Ø0.303(7.7)	Ø0.407(10.35)	0.211(5.35)	0.233(11.0)			
M18	Ø0.394(10.0)	Ø0.610(15.5)	0.236(6.0)	0.551(14.0)	0.787(20.0)	Ø0.63(16.0)	Ø0.709(18.0)
	Ø0.386(9.8)	Ø0.602(15.3)	0.230(5.85)	0.543(13.8)			

Product Introduction:

ONEhalf20 Melt Pressure Gauges are totally mechanical devices requiring no power. The rugged totally self-contained melt pressure gauges allow the user to benefit from the improved efficiency and quality which goes along with melt pressure monitoring at an affordable price. The **ONEhalf20** melt pressure gauges are designed to provide years of reliable, maintenance free localized melt pressure indication.

ONEhalf20 Melt Pressure Gauges are available in two distinct styles. The CTG style melt pressure gauge, is the classic melt pressure gauge design. The CTG style melt pressure gauge comprises a 6" rigid stem, along with 30" of flexible capillary. The RTG style melt pressure gauge, has only a 6" rigid stem, and is a rigid stem only version of the classic melt pressure gauge.

Features:

- requires no electrical power and are totally maintenance free
- significant price benefit over competitors models
- all stainless steel construction
- large 4" gauge head with safety glass can be rotated 300° for pressure reading convenience
- accuracy +/- 2%

General Specifications:

Mechanical

Pressure Ranges: 0-5,000 psi or 0-10,000 psi
dual scale bar and psi
Mounting: 1/2-20 UNF thread
Mounting Torque: 500 inch pounds maximum
Diaphragm: 15-5PH stainless steel
Temperatures: diaphragm 750°F
Accuracy: 2% FSO
Zero Adjust: 10% of full scale
Needle Sweep: 270°
Dial: 4" dial with safety glass



Options

Temperature Output: Type J thermocouple
Type K thermocouple
Mounting: M18 X 1.5
Rigid Stem Length: 12" available
Flex Armour Length: Up to 60" available
Configuration: Stem-up design
RTG series only

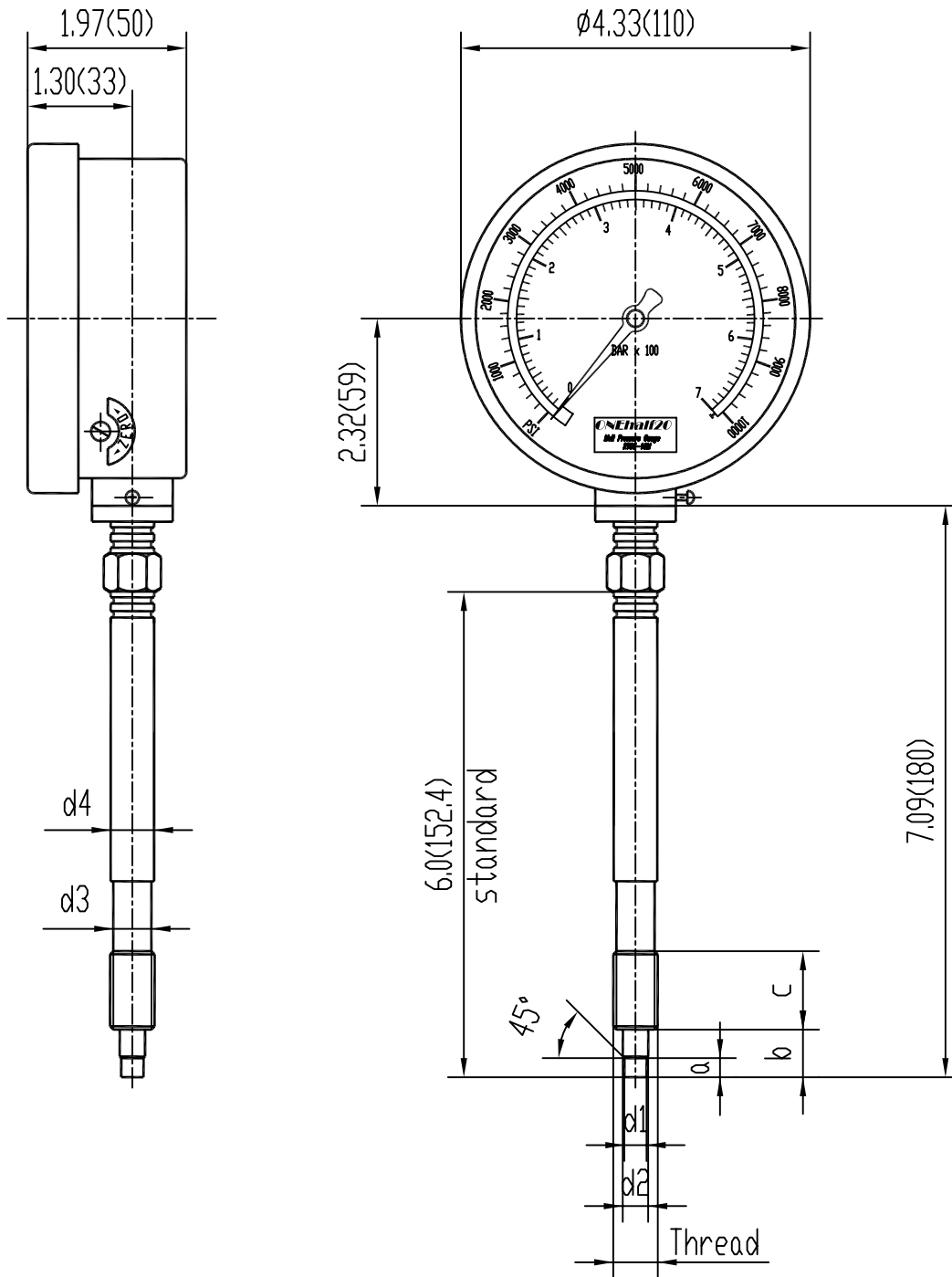


Ordering Guide:**Model Number**CTG
RTG**Gauge Style**rigid stem with 30" flex armor
stem only (no flex armor)**Rigid Stem Length**6
126" - standard
12"**Pressure Range**-5M
-10M0 - 5,000 psi and 0 - 350 bar (dual scale)
0 - 10,000 psi and 0 - 700 bar (dual scale)**Common Options**-TCJ
-TCK
-SU
-M18
-FAxxThermocouple Type "J"
Thermocouple Type "K"
Stem-up configuration (RTG series only)
M18 X 1.5 metric thread in place of 1/2-20 UNF
Non-Standard flex armor length
(**xx**- specify in inches)

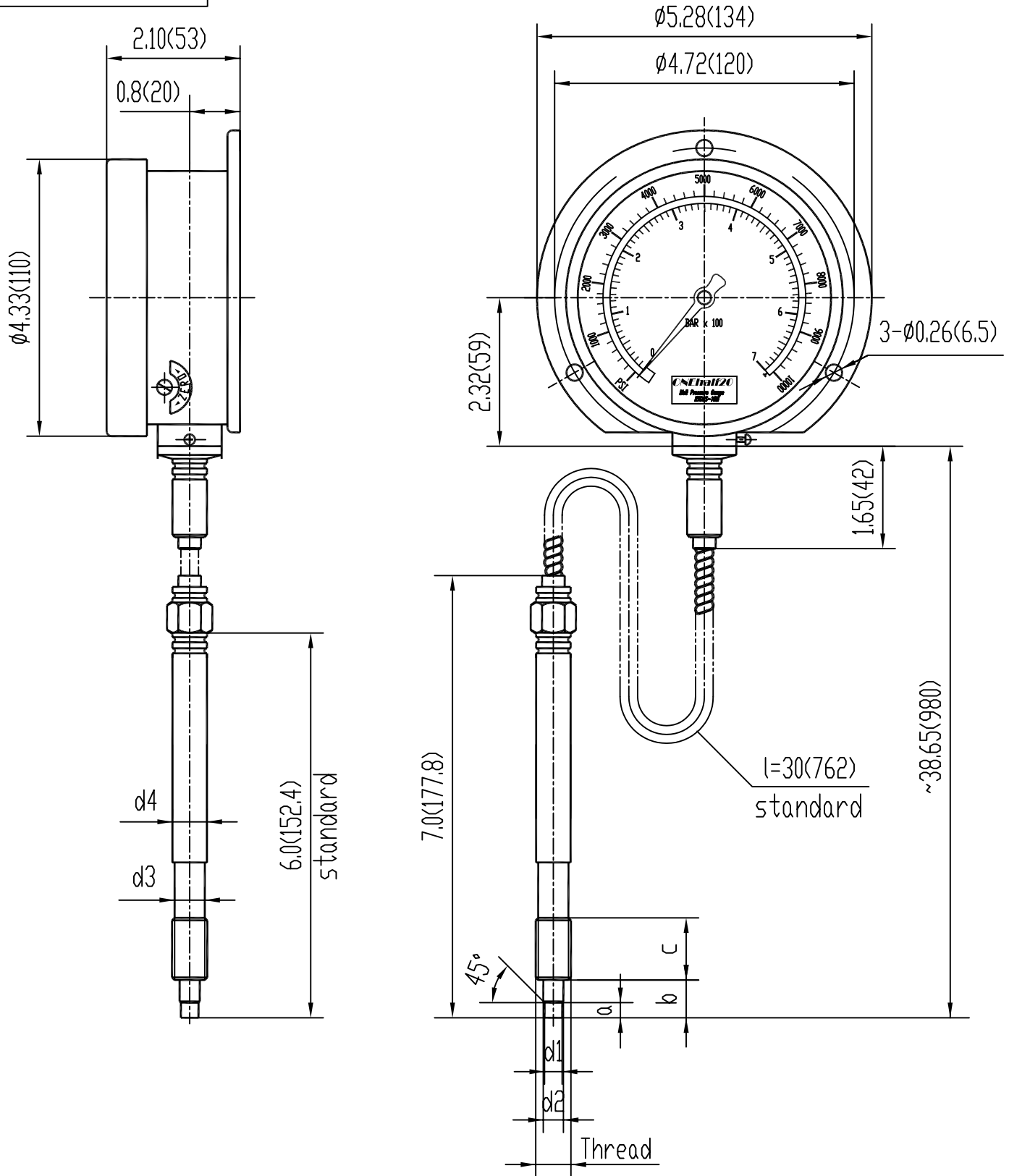
For configurations not listed please contact your local **ONEhalf20** distributor.

Your single source for melt pressure transducers, melt pressure transmitters,
melt pressure gauges, pressure instrumentation, and rupture disks!

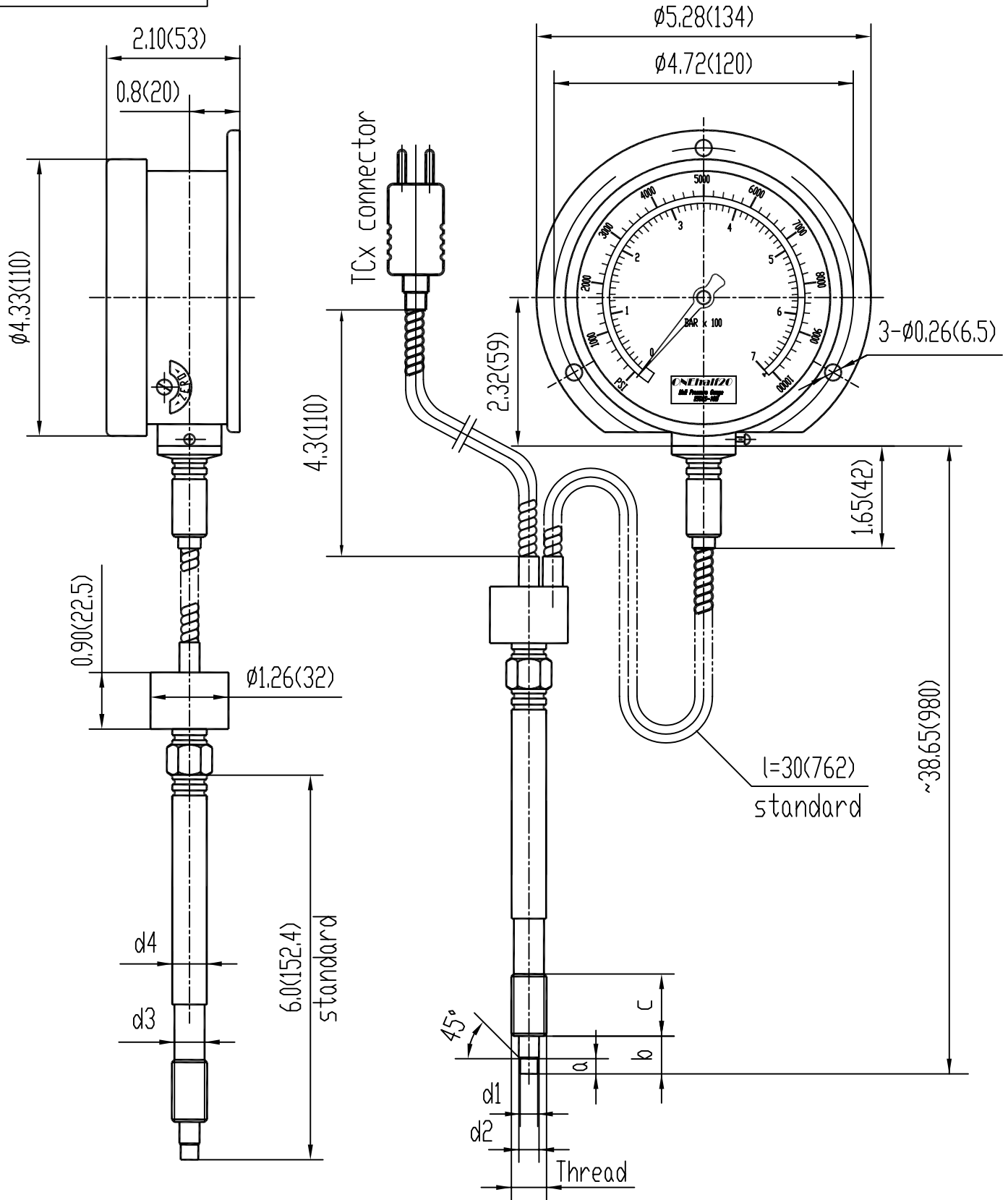
www.onehalf20.com



Thread	d1	d2	a	b	c	d3	d4
1/2"-20	ø0.307(7.8)	ø0.413(10.5)	0.217(5.5)	0.441(11.2)	0.629(16.0)	ø0.41(10.5)	ø0.5(12.7)
	ø0.303(7.7)	ø0.407(10.35)	0.211(5.35)	0.233(11.0)			
M18	ø0.394(10.0)	ø0.610(15.5)	0.236(6.0)	0.551(14.0)	0.787(20.0)	ø0.63(16.0)	ø0.709(18.0)
	ø0.386(9.8)	ø0.602(15.3)	0.230(5.85)	0.543(13.8)			



Thread	d1	d2	a	b	c	d3	d4
1/2"-20	0.307(7.8) 0.303(7.7)	0.413(10.5) 0.407(10.35)	0.217(5.5) 0.211(5.35)	0.441(11.2) 0.233(11.0)	0.629(16.0)	0.41(10.5)	0.5(12.7)
M18	0.394(10.0) 0.386(9.8)	0.610(15.5) 0.602(15.3)	0.236(6.0) 0.230(5.85)	0.551(14.0) 0.543(13.8)	0.787(20.0)	0.63(16.0)	0.709(18.0)



Thread	d1	d2	a	b	c	d3	d4
1/2"-20	Ø0.307(7.8)	Ø0.413(10.5)	0.217(5.5)	0.441(11.2)	0.629(16.0)	Ø0.41(10.5)	Ø0.5(12.7)
	Ø0.303(7.7)	Ø0.407(10.35)	0.211(5.35)	0.233(11.0)			
M18	Ø0.394(10.0)	Ø0.610(15.5)	0.236(6.0)	0.551(14.0)	0.787(20.0)	Ø0.63(16.0)	Ø0.709(18.0)
	Ø0.386(9.8)	Ø0.602(15.3)	0.230(5.85)	0.543(13.8)			

Product Introduction:

ONEhalf20 Melt Pressure gauges with transducer outputs are designed for processors who would benefit from localized pressure indication at the extruder barrel. These gauges also offer the advantage of providing the industry standard 3.33 mv/Volt output. The electronics of each gauge are a Wheatstone Bridge - bonded strain gauge design insuring high accuracy, reliability and repeatability.

The CTG style follows the classic melt pressure transducer design. It comprises a 6" rigid stem, along with 30" of flexible capillary, for optimal thermal isolation. The RTG style has only a 6" rigid stem.

Features:

- localized analogue visual pressure indication
- fully compatible with all competitor melt pressure transducers utilizing the Bendix 6 pin bayonet style connector
- standard 3.33 mv/Volt output, fully conforms to the industry standard wiring pattern and colour coding
- dual scale bar and psi
- all stainless steel construction with large 4" dial face with safety glass for ease of viewing

General Specifications:

Mechanical & Electrical

Pressure Ranges:	0-5,000 psi to 0-10,000 psi dual scale
Mounting:	1/2-20 UNF thread
Mounting Torque:	500 inch pounds maximum
Diaphragm:	15-5PH stainless steel
Overload Capacity:	2 times FSO
Temperatures:	diaphragm 750°F electronics 225°F
Accuracy:	electronics 1% FSO indication 2% FSO
Excitation Voltage:	10 Vdc
Calibration:	internal 80% FSO
Zero Adjust:	10% of full scale
Needle Sweep:	270°
Dial:	4" with safety glass



CTG Style



RTG Style

Options

Temperature Output:	Type J thermocouple Type K thermocouple
Mounting:	M18 X 1.5
Rigid Stem Length:	12" available
Configuration:	Stem-up design RTG series only



Ordering Guide:**Model Number**CTG
RTG**Gauge Style**rigid stem with 30" flex armor
rigid stem only (no flex armor)**Rigid Stem Length**6
126" - standard
12"**Output**Q
R
S2.0 mV/Volt
2.5 mV/Volt
3.33 mV/Volt - standard**Standard Pressure Ranges**-5M
-10M0 - 5,000 psi and 0 - 350 bar (dual scale)
0 - 10,000 psi and 0 - 700 bar (dual scale)**Common Options**-TCJ
-TCK
-SU
-M18
-FAxxThermocouple Type "J"
Thermocouple Type "K"
Stem-up configuration (RTG series only)
M18 X 1.5 metric thread in place of 1/2-20 UNF
Non-Standard flex armor length
(xx- specify in inches)

For configurations not listed please contact your local **ONEhalf20** distributor.

Your single source for melt pressure transducers, melt pressure transmitters,
melt pressure gauges, pressure instrumentation, and rupture disks!

Product Introduction:

ONEhalf20 Melt Pressure Gauges with transmitter outputs are designed for processors who would benefit from localized pressure indication at the extruder barrel. These gauges also offer the advantage of providing either 4-20mA or 0-10 Vdc output. The electronics of each transmitter are a Wheatstone Bridge - bonded strain gauge design insuring high accuracy, reliability and repeatability.

The CTG style follows the classic melt pressure transmitter design. It comprises a 6" rigid stem, along with 30" of flexible capillary, for optimal thermal isolation. The RTG style has only a 6" rigid stem.

Features:

- localized analogue visual pressure indication
- fully compatible with all competitor melt pressure transducers utilizing the Bendix 6 pin bayonet style connector
- 4-20mA or 0-10 Vdc output utilizing the industry standard 6 pin Bendix style bayonet connector
- dual scale bar and psi
- all stainless steel construction with large 4" dial face with safety glass for ease of viewing

General Specifications:

Mechanical & Electrical

Pressure Ranges:	0-5,000 psi to 0-10,000 psi dual scale
Mounting:	1/2-20 UNF thread
Mounting Torque:	500 inch pounds maximum
Diaphragm:	15-5PH stainless steel
Overload Capacity:	2 times FSO
Temperatures:	diaphragm 750°F electronics 225°F
Accuracy:	electronics 1% FSO indication 2% FSO
Excitation Voltage:	24 Vdc
Calibration:	internal 80% FSO
Zero Adjust:	10% of full scale
Needle Sweep:	270°
Dial:	4" with safety glass



CTG Style



RTG Style

Options

Temperature Output:	Type J thermocouple Type K thermocouple
Mounting:	M18 X 1.5
Rigid Stem Length:	12" available
Configuration:	Stem-up design RTG series only



Ordering Guide:**Model Number**CTG
RTG**Gauge Style**rigid stem with 30" flex armor
rigid stem only (no flex armor)**Rigid Stem Length**6
126" - standard
12"**Output**MA
V4-20 mA
0 -10 Vdc**Standard Pressure Ranges**-5M
-10M0 - 5,000 psi and 0 - 350 bar (dual scale)
0 - 10,000 psi and 0 -700 bar (dual scale)**Common Options**-TCJ
-TCK
-SU
-M18
-FAxxThermocouple Type "J"
Thermocouple Type "K"
Stem-up configuration (RTG series only)
M18 X 1.5 metric thread in place of 1/2-20 UNF
Non-Standard flex armor length
(xx- specify in inches)

For configurations not listed please contact your local **ONEhalf20** distributor.

Your single source for melt pressure transducers, melt pressure transmitters,
melt pressure gauges, pressure instrumentation, and rupture disks!

www.onehalf20.com

Product Introduction:

ONEhalf20 Melt Pressure Transducer Packages (MELTPAK's) are an economical and convenient way to get started with melt pressure measurement. MELTPAK's come complete with either a CT or RT style transducer, 25 foot interconnecting cable assembly, and either a 1/4 or 1/8 DIN digital pressure indicator with alarms.

These melt pressure transducer packages offer substantial savings when compared to the cost of individual components.

Features:

- 0-5,000 or 0-10,000 psi ranges or 0-350 or 0-700 bar ranges
- CT or RT style transducer with 0.5% accuracy
- 1/4 or 1/8 DIN dual digital LED display pressure indicator with two alarms and 4-20 mA process value retransmission.
- includes 25 foot interconnecting cable assembly with mating connector
- substantial savings over individual component cost

General Specifications:**Transducer & Indicator**

Transducer:	CT or RT Style 0-5,000 psi or 0-10,000 psi or equivalent metric range
Mounting:	1/2-20 UNF thread
Diaphragm:	15-5PH stainless steel
Overload Capacity:	2 times FSO
Temperatures:	diaphragm 750°F electronics 225°F
Accuracy:	0.5% FSO
Indicator:	dual LED display PV and SV
Calibration:	internal 80% FSO
Panel Size:	1/8 DIN (96 X 48 mm) 1/4 DIN (96 X 96mm)

**Options**

Oil Filled:	for food and medical processing applications
Cable:	50 foot interconnecting
Temperature:	Type J thermocouple Type K thermocouple includes IPT Series indicator
Mounting:	M18 X 1.5
Power Supply:	24 Vdc in place of AC power



Ordering Guide:

Model Number

CT
RT

Transducer Style

rigid stem with 18" flex armor
rigid stem only (no flex armor)

Panel Indicator

148MELTPAK
144MELTPAK

1/8 DIN IP148 Digital Pressure Indicator
1/4 DIN IP144 Digital Pressure Indicator

Available Pressure Ranges

-5M	0 - 5,000 psi	-3.5CB	0-350 bar
-10M	0 - 10,000 psi	-7CB	0-700 bar

Common Options

-TCJ	Thermocouple Type "J" with IPT Series indicator
-TCK	Thermocouple Type "K" with IPT Series indicator
-O	Oil filled transducer for food and medical processing
-M18	M18 X 1.5 metric thread in place of 1/2-20 UNF
-CB50	50 foot interconnecting cable assembly in place of 25 foot
-24VDC	24 Vdc in place of AC power

For configurations not listed please contact your local **ONEhalf20** distributor.



IP148



IP144

Your single source for melt pressure transducers, melt pressure transmitters, melt pressure gauges, pressure instrumentation, and rupture disks!

Product Introduction:

ONEhalf20 Melt Pressure Transducer Packages (MELTPAK's) are an economical and convenient way to get started with melt pressure measurement. MELTPAK's come complete with either a CTG or RTG style transducer with localized visual pressure indication, 25 foot interconnecting cable assembly, and either a 1/4 or 1/8 DIN digital pressure indicator with alarms.

These melt pressure transducer packages are ideally suited for processors who would also benefit from localized pressure indication at the extruder barrel. These packages offer substantial savings when compared to the cost of individual components.

Features:

- 0-5,000 or 0-10,000 psi ranges or 0-350 or 0-700 bar ranges
- CTG or RTG style transducer with 1% accuracy
- 1/4 or 1/8 DIN dual digital LED display pressure indicator with two alarms and 4-20 mA process value retransmission.
- includes 25 foot interconnecting cable assembly with mating connector
- substantial savings over individual component cost

**General Specifications:****Transducer & Indicator**

Transducer:	CTG or RTG Style 0-5,000 psi or 0-10,000 psi or equivalent metric range
Mounting:	1/2-20 UNF thread
Diaphragm:	15-5PH stainless steel
Overload Capacity:	2 times FSO
Temperatures:	diaphragm 750°F electronics 225°F
Accuracy:	1% FSO
Indicator:	dual LED display PV and SV
Calibration:	internal 80% FSO
Panel Size:	1/8 DIN (96 X 48 mm) 1/4 DIN (96 X 96mm)

Options

Cable:	50 foot interconnecting
Temperature:	Type J thermocouple Type K thermocouple includes IPT Series indicator
Mounting:	M18 X 1.5
Power Supply:	24 Vdc in place of AC power



Ordering Guide:

Model Number

CTG
RTG

Transducer Style

rigid stem with 30" flex armor
rigid stem only (no flex armor)

Panel Indicator

148MELTPAK
144MELTPAK

1/8 DIN IP148 Digital Pressure Indicator
1/4 DIN IP144 Digital Pressure Indicator

Available Pressure Ranges

-5M	0 - 5,000 psi	-3.5CB	0-350 bar
-10M	0 - 10,000 psi	-7CB	0-700 bar

Common Options

-TCJ	Thermocouple Type "J" with IPT Series indicator
-TCK	Thermocouple Type "K" with IPT Series indicator
-M18	M18 X 1.5 metric thread in place of 1/2-20 UNF
-CB50	50 foot interconnecting cable assembly in place of 25 foot
-24VDC	24 Vdc in place of AC power

For configurations not listed please contact your local **ONEhalf20** distributor.



IP148



IP144

Your single source for melt pressure transducers, melt pressure transmitters, melt pressure gauges, pressure instrumentation, and rupture disks!

Product Introduction:

ONEhalf20 IP Series Pressure Indicators offer a field selectable display and dual configurable alarms. All models offer as a standard feature 4-20 mA process value retransmission. The IP series pressure indicators feature dual display of PV and SV with convenient 4 button programming.

ONEhalf20 IP Series Pressure Indicators are available in either 1/4 or 1/8 DIN standard panel dimensions. These indicators match perfectly with the full line of **ONEhalf20** melt pressure transducers and industrial transducers. These pressure indicators are also suitable to work with all mv/Volt output devices.

Features:

- 350 Ohm strain gauge input
- pushbutton programming with calibration
- easy to use
- 1/8 or 1/4 DIN size
- dual LED display
- scaleable units of measure, psi or bar
- low cost
- built-in transducer excitation voltage

General Specifications:

Electrical

Input:	one 350 Ohm strain gauge bridge sensor
Bridge Excitation:	9 Vdc
Sensitivity:	2-4 mv/Volt
Input Power:	100-240 Vac universal
Calibration:	with shunt resistor or applied pressure
Alarm Type:	High/Low setpoints, direct or reverse acting
Main Alarm Output:	1 SPDT, NO and NC
2nd Alarm Output:	1 SPST, NO or NC
Retransmission:	4-20 mA (max. 500 Ohm)

Other

Display:	dual 4 digit LED
Accuracy:	+/- 0.15% full scale
Operating Range:	32-125°F
Zero Balance:	+/- 25% of full range
Sampling Time:	100ms typical



IP148



IP144



Ordering Guide:**Model Number**IP148
IP144**Style**1/8 DIN panel mount (96 X 48mm)
1/4 DIN panel mount (96 X 96mm)**Alarms**

-1 1 alarm
-2 2 alarms - standard
-3 3 alarms - only available on IP144

Retransmission

O no retransmission signal
R 4-20 mA - standard
V 0 - 10 Vdc

Options

-W 24 Vdc power supply
-A/B MODBUS communications - 1/4 DIN size only

For configurations not listed please contact your local **ONEhalf20** distributor.



Melt Pressure Transducer Packages from **ONEhalf20**

**Your single source for melt pressure transducers, melt pressure transmitters,
melt pressure gauges, pressure instrumentation, and rupture disks!**

www.onehalf20.com

Product Introduction:

The **ONEhalf20** IP148 Pressure Indicator with process input offers a field selectable display and dual configurable alarms. The IP148 offers as a standard feature 4-20 mA process value retransmission. The IP148 pressure indicator with process input features dual display of PV and SV with convenient 4 button programming.

The **ONEhalf20** IP148 Pressure Indicator with process input is 1/8 DIN standard panel dimension. This indicator matches perfectly with the full line of **ONEhalf20** melt pressure transmitters and industrial transmitters.

Features:

- 4-20 mA or 0 - 10 Vdc process input
- pushbutton programming with calibration
- easy to use
- 1/8 DIN size (96 X 48 mm)
- dual LED display
- scaleable units of measure, psi or bar
- low cost
- built-in transmitter excitation voltage

General Specifications:

Electrical

Input:	4-20 mA or 0 - 10 Vdc process input
Excitation Voltage:	12 Vdc
Input Power:	100-240 Vac universal with shunt resistor or applied pressure
Calibration:	High/Low setpoints, direct or reverse acting
Alarm Type:	1 SPDT, NO and NC
Main Alarm Output:	1 SPST, NO or NC
2nd Alarm Output:	4-20 mA (max. 500 Ohm)
Retransmission:	

Other

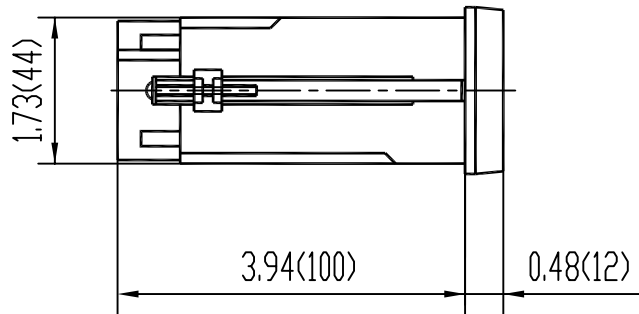
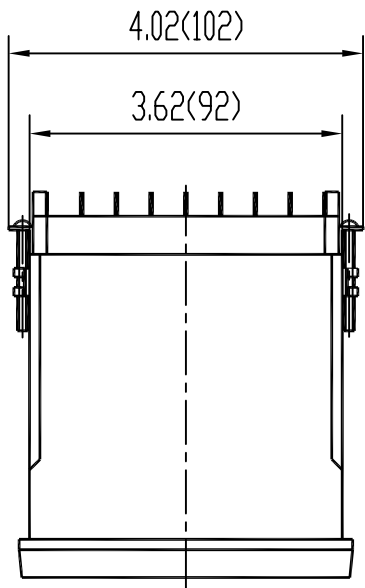
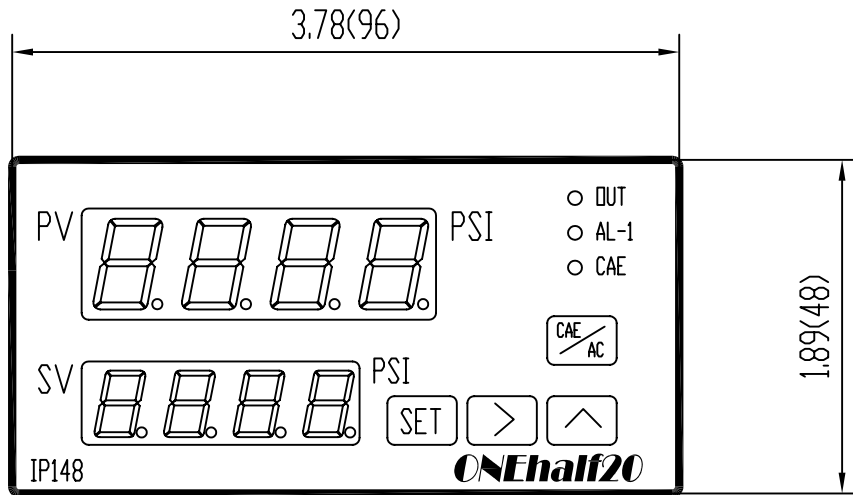
Display:	dual 4 digit LED
Accuracy:	+/- 0.15% full scale
Operating Range:	32-125°F
Zero Balance:	+/- 25% of full range
Sampling Time:	100ms typical

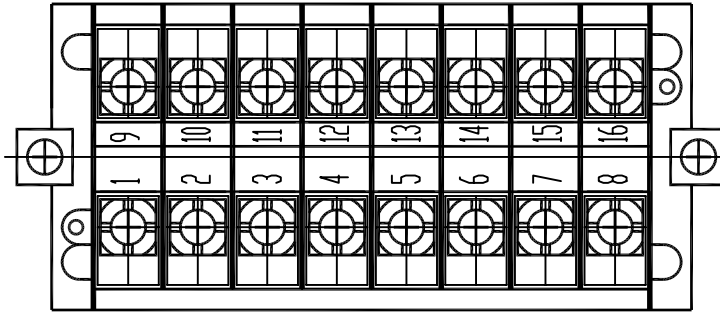


Ordering Guide:

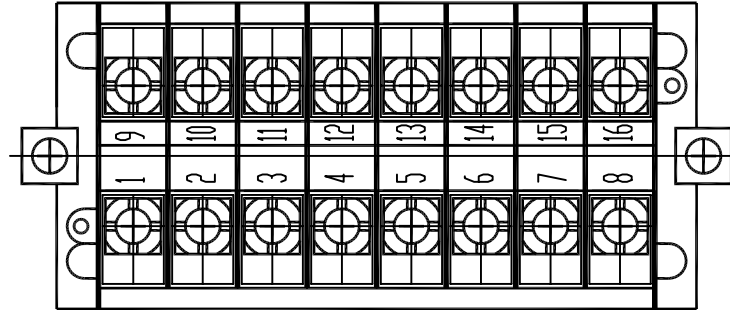
Model	Style
IP148	1/8 DIN panel mount (96 X 48mm)
Input	
MA	4-20 mA process input
V	0 - 10 Vdc process input
Alarms	
-2	2 alarm standard
Retransmission	
R	4-20 mA standards
V	0 - 10 Vdc
Options	
W	24 Vdc power supply





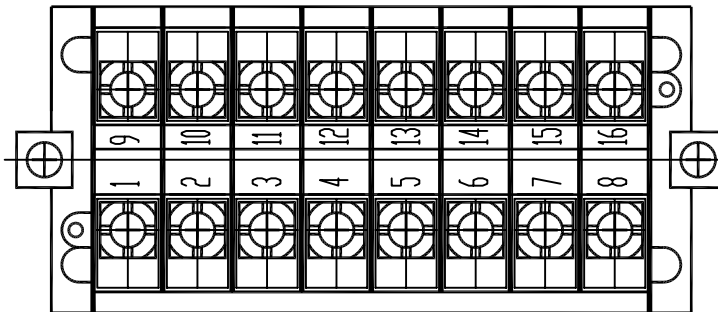


9	10	11	12	13	14	15	16
Alarm 1 N/O	Alarm 1 Common	Main OUT N/C	Main OUT Common	Main OUT N/O	VAC 100/240	LN	Ground
Signal+ (Red)	EXC+ (White)	Signal- (Black)	EXC-& CAL1 (Green & Blue)	CAL2 (Orange)	Shield	Re-Trans mA +	Re-Trans mA -
1	2	3	4	5	6	7	8



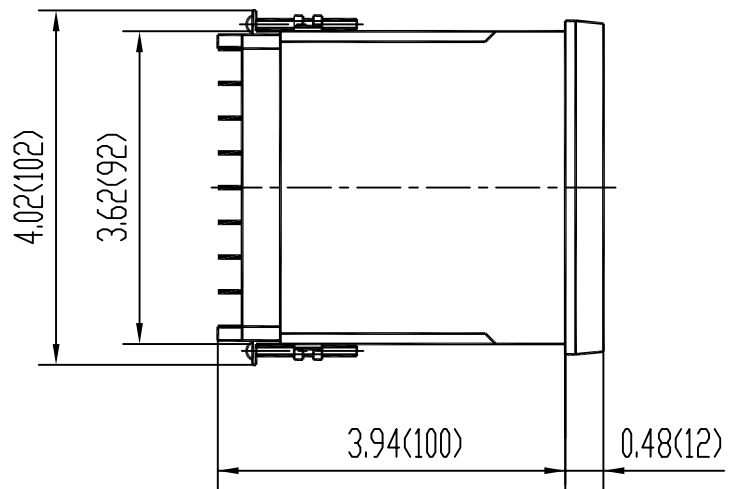
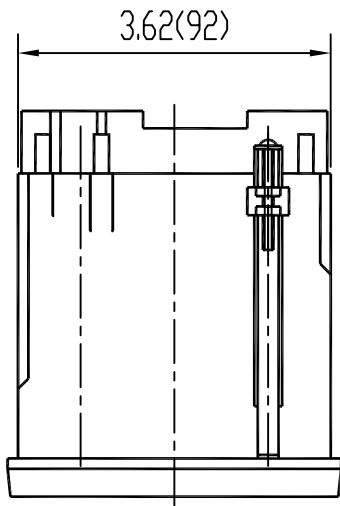
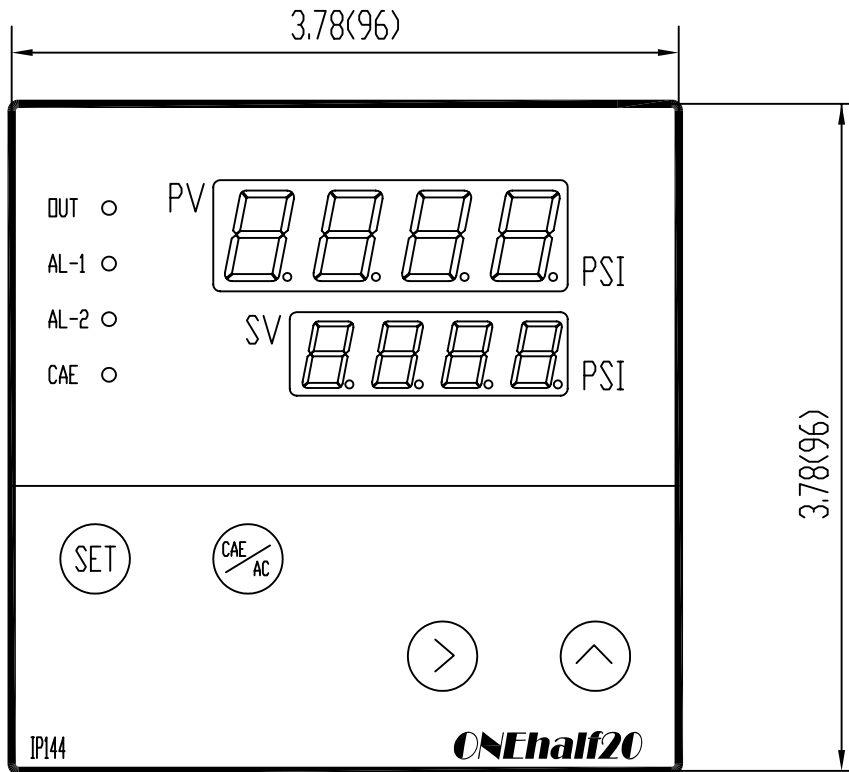
Model: IP148MA

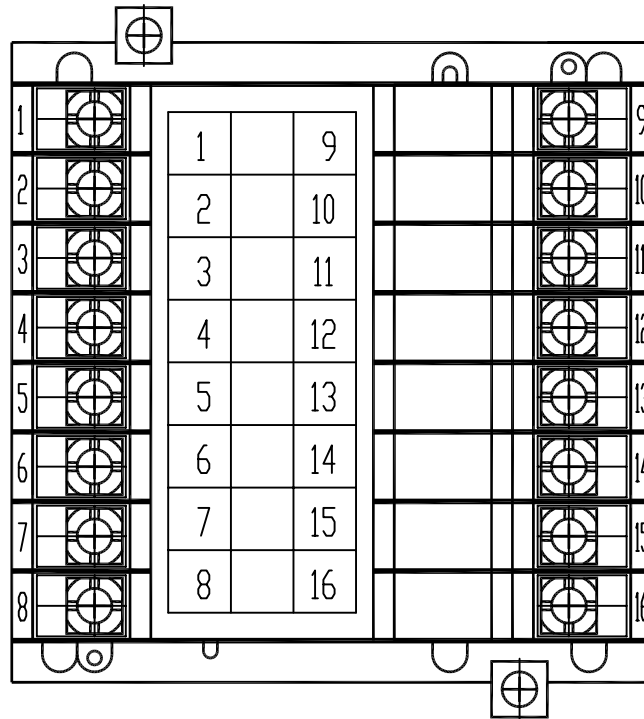
9	10	11	12	13	14	15	16
Alarm 1 N/□	Alarm 1 Common	Main OUT N/C	Main OUT Common	Main OUT N/□	VAC 100/240	LN	Ground
Signal (Black)	+12VDC (Red)	□VDC	CAL1 (Blue)	CAL2 (Orange)	Shield	Re-Trans mA +	Re-Trans mA -
1	2	3	4	5	6	7	8



Model: IP148V

9	10	11	12	13	14	15	16
Alarm 1 N/□	Alarm 1 Common	Main OUT N/C	Main OUT Common	Main OUT N/□	VAC 100/240	LN	Ground
Signal+ (Red)	EXC+ (White)	EXC-/Signal- (Green/Black)	CAL1 (Blue)	CAL2 (Orange)	Shield	Re-Trans mA +	Re-Trans mA -
1	2	3	4	5	6	7	8





1	Signal + (Red)		Alarm 1 N/O	9
2	EXC + (White)	(EXC=Excitation)	Alarm 1 Common	10
3	Signal - (Black)		Main OUT N/C	11
4	EXC -& CAL1 (Green & Blue)		Main OUT Common	12
5	CAL2 (Orange)	(CAL=Calibration)	Main OUT N/O	13
6	Shield		VAC 100/240	14
7	Re-trans mA+	+A (RS485)	LN	15
8	Re-trans mA-	-B (RS485)	Ground	16

Product Introduction:

ONEhalf20 IPT Series Pressure and Temperature Indicators offer a field selectable display and dual configurable alarms. The 1/4 DIN model also offers as a standard feature 4-20 mA process value retransmission. The IPT series pressure and temperature indicators feature dual display of PV and SV both temperature and pressure with convenient 4 button programming.

ONEhalf20 IPT Series Pressure and Temperature Indicators are available in either 1/4 or 1/8 DIN standard panel dimensions. These indicators match perfectly with the full line of **ONEhalf20** melt pressure/temperature transducers.

Features:

- dual digital display of pressure & temperature
- pushbutton programming with calibration
- easy to use
- 1/8 or 1/4 DIN size
- dual LED display - PV and SV
- scaleable units of measure, psi or bar, °F or °C
- low cost
- built-in transducer excitation voltage

General Specifications:

Electrical

Input:	one 350 Ohm strain gauge bridge sensor and either a Type J or K thermocouple
Bridge Excitation:	9 Vdc
Sensitivity:	2-4 mv/Volt
Input Power:	100-240 Vac universal with shunt resistor or applied pressure
Calibration:	applied pressure
Alarm Type:	High/Low setpoints, direct or reverse acting
Main Alarm Output:	1 SPDT, NO and NC
2nd Alarm Output:	1 SPST, NO or NC
Retransmission:	4-20 mA (max. 500 Ohm)

Other

Display:	dual 4 digit LED
Accuracy:	+/- 0.15% full scale
Operating Range:	32-125°F
Zero Balance:	+/- 25% of full range
Sampling Time:	100ms typical



IPT148



IPT144

Ordering Guide:**Model Number****Style**

IPT148

1/8 DIN panel mount (96 X 48mm)

IPT144

1/4 DIN panel mount (96 X 96mm)

Alarms

-1

1 alarm - standard on IPT148 with 4-20 mA retransmission

-2

2 alarms - standard on IPT148

-3

3 alarms - standard on IPT144

Retransmission

O

no retransmission - standard on IPT148 - with two alarms

R

4-20 mA - standard

V

0 - 10 Vdc

Options

-W

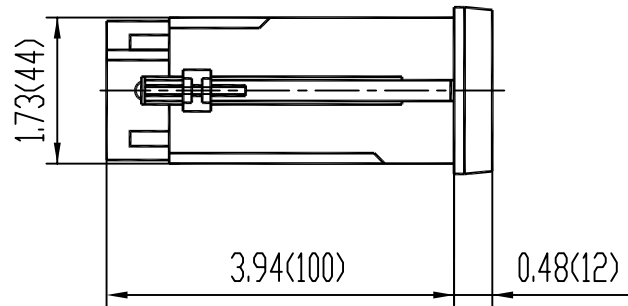
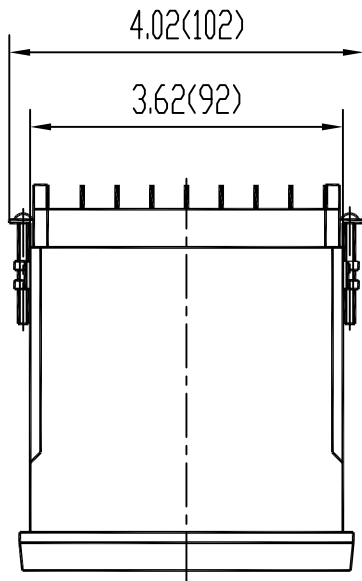
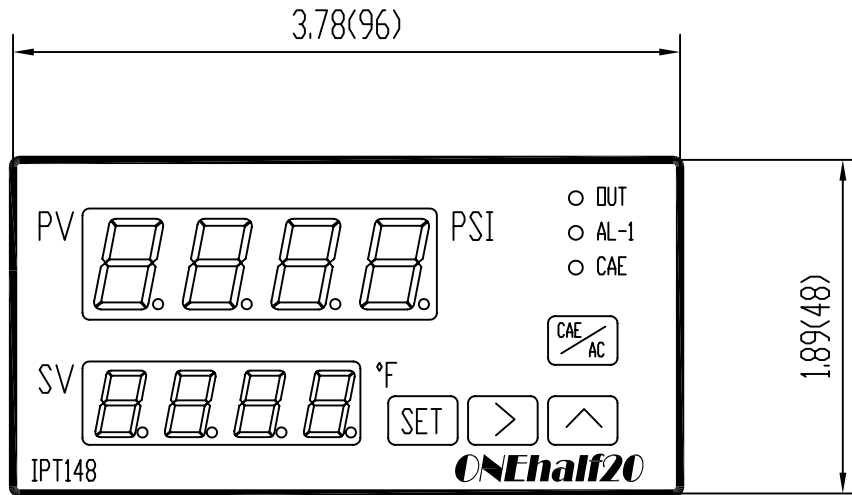
24 Vdc power supply

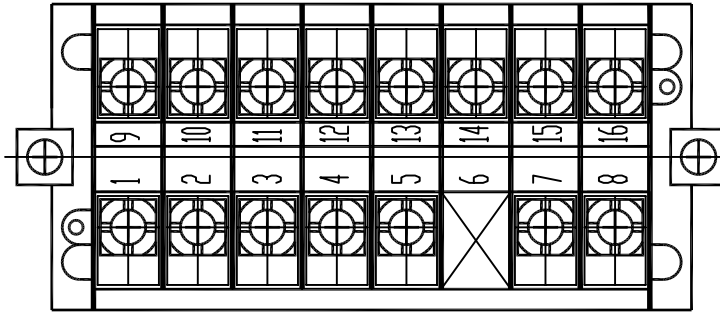
-A/B

MODBUS communications - 1/4 DIN size only

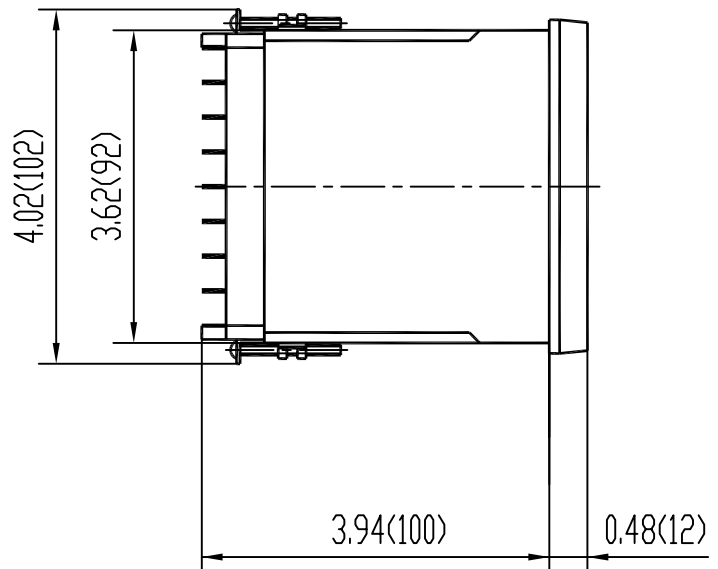
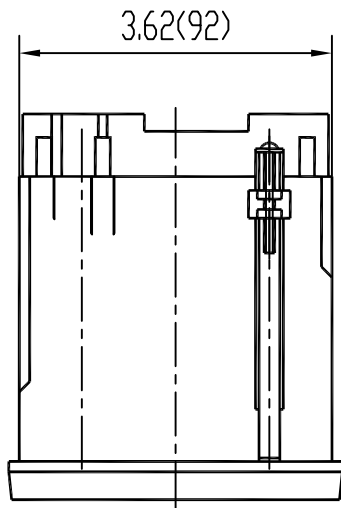
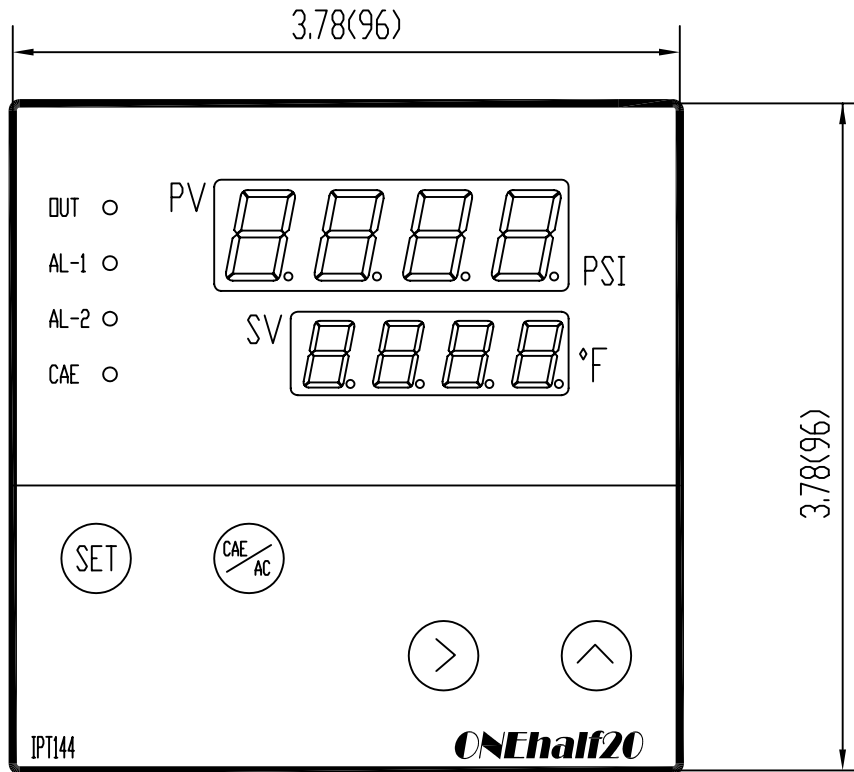
For configurations not listed please contact your local **ONEhalf20** distributor.**IPT148 with CT Style Melt Pressure/Temperature Transducer**

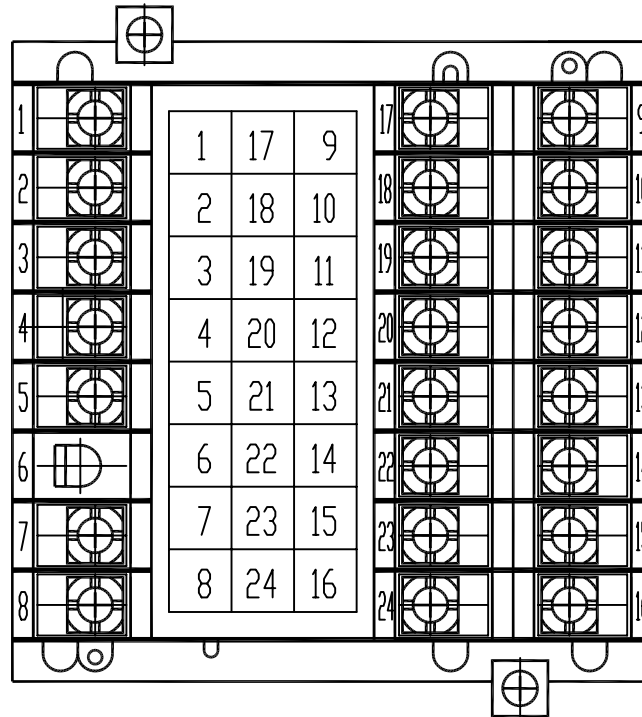
Your single source for melt pressure transducers, melt pressure transmitters, melt pressure gauges, pressure instrumentation, and rupture disks!





9	10	11	12	13	14	15	16
Alarm 1 N/O	Alarm 1 Common	Main OUT N/C	Main OUT Common	Main OUT N/O	VAC 100/240	LN	Ground
Signal + (Red)	EXC + (White)	Signal - (Black)	EXC -& CAL1 (Green & Blue)	CAL2 (Orange)	No connection	T/C Input +	T/C Input -
1	2	3	4	5	6	7	8





1	Signal + (Red)		Re-trans mA+	17	9	Alarm 1 N/D
2	EXC + (White)	(EXC=Excitation)	Re-trans mA-	18	10	Alarm 1 Common
3	Signal - (Black)		No connection	19	11	Main OUT N/C
4	EXC -& CAL1 (Green & Blue)		-B (RS485)	20	12	Main OUT Common
5	CAL2 (Orange)	(CAL=Calibration)	+A (RS485)	21	13	Main OUT N/D
6	No connection		Alarm 4 N/C	22	14	VAC 100/240
7	T/C Input +		Alarm 4 Common	23	15	LN
8	T/C Input -	(T/C=Thermocouple)	Alarm 4 N/D	24	16	Ground

Product Introduction:

The **ONEhalf20** IPT148 Pressure and Temperature Indicator with both process and thermocouple inputs offers a field selectable display and dual configurable alarms. The IPT148 pressure and temperature indicator with both process and thermocouple inputs features dual display of PV and SV with convenient 4 button programming.

The **ONEhalf20** IPT148 Pressure and Temperature Indicator with both process and thermocouple inputs is 1/8 DIN standard panel dimension. This indicator matches perfectly with the full line of **ONEhalf20** melt pressure and temperature transmitters.

Features:

- 4-20 mA or 0 - 10 Vdc process input and either Type J or K thermocouple
- pushbutton programming with calibration
- 1/8 DIN size (96 X 48 mm)
- dual LED display temperature and pressure
- scaleable units of measure, psi or bar, °F or °C
- low cost
- built-in transmitter excitation voltage

General Specifications:

Electrical

Input:	4-20 mA or 0 - 10 Vdc and Type J or K thermocouple
Excitation Voltage:	12 Vdc
Input Power:	100-240 Vac universal
Calibration:	with shunt resistor or applied pressure
Alarm Type:	High/Low setpoints, direct or reverse acting
Main Alarm Output:	1 SPDT, NO and NC
2nd Alarm Output:	1 SPST, NO or NC

Other


Display:	dual 4 digit LED
Accuracy:	+/- 0.15% full scale
Operating Range:	32-125°F
Zero Balance:	+/- 25% of full range
Sampling Time:	100ms typical



Ordering Guide:

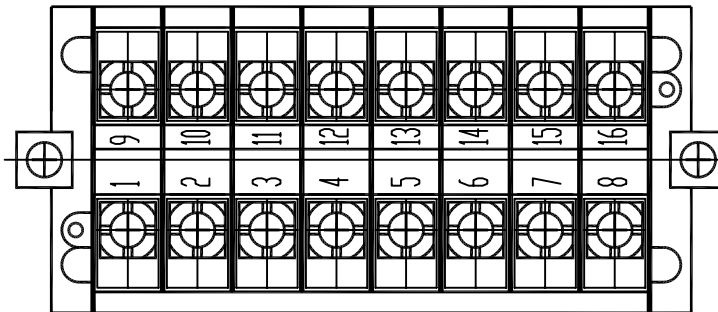
<u>Model</u>	<u>Style</u>
IPT148	1/8 DIN panel mount (96 X 48mm)
<u>Input</u>	
MA	4-20 mA process input
V	0 - 10 Vdc process input
<u>Alarms</u>	
-2	2 alarms standard
<u>Retransmission</u>	
	not available
<u>Options</u>	
W	24 Vdc power supply





Model: IPT148MA

9	10	11	12	13	14	15	16
Alarm 1 N/C	Alarm 1 Common	Main OUT N/C	Main OUT Common	Main OUT N/C	VAC 100/240	LN	Ground
Signal (Black)	+12VDC (Red)	0VDC	CAL1 (Blue)	CAL2 (Orange)	No Connection	T/C Input +	T/C Input -
1	2	3	4	5	6	7	8



Model: IPT148V

9	10	11	12	13	14	15	16
Alarm 1 N/C	Alarm 1 Common	Main OUT N/C	Main OUT Common	Main OUT N/C	VAC 100/240	LN	Ground
Signal+ (Red)	EXC+ (White)	EXC-/Signal- (Green/Black)	CAL1 (Blue)	CAL2 (Orange)	No Connection	T/C Input +	T/C Input -
1	2	3	4	5	6	7	8

Product Introduction:

ONEhalf20 Extruder Rupture Disks are designed for emergency relief of excess pressure in plastics processing machinery. They are designed to instantaneously rupture at a predetermined pressure. The **ONEhalf20** RD Series Rupture Disks are available in three sizes. The RD2 is the most common extruder rupture disk and has an overall length of 1.82", with slotted screw driver head. Also offered are the RD3H 3" rupture disk with Hex Head, RD6H 6" rupture disk with Hex Head, and the RD12H 12" rupture disk with Hex Head.

ONEhalf20 Extruder Rupture Disks may be specified for primary relief in applications where pressure build-up can occur so rapidly that the response time of a relief valve is inadequate.

Features & Benefits:

- burst pressures from 1,500 to 9,500 psi
- standard 1/2-20 UNF mounting thread
- Inconel disk
- melt temperatures to 750°F
- accuracy +/- 5%
- low installation and maintenance cost
- all stainless steel body

Ordering Guide:

<u>Model Number</u>	<u>Style</u>
RD2	1.82" with slotted head
RD3H	3" with Hex Head
RD6H	6" with Hex Head
RD12H	12" with Hex Head

Standard Rated Burst Pressures @ 500°F

-1.5M	1,500 psi
-2.5M	2,500 psi
-3.5M	3,500 psi
-4.5M	4,500 psi
-5.5M	5,500 psi
-6.5M	6,500 psi
-7.5M	7,500 psi
-8.5M	8,500 psi
-9.5M	9,500 psi

For configurations not listed please contact your local **ONEhalf20** distributor.

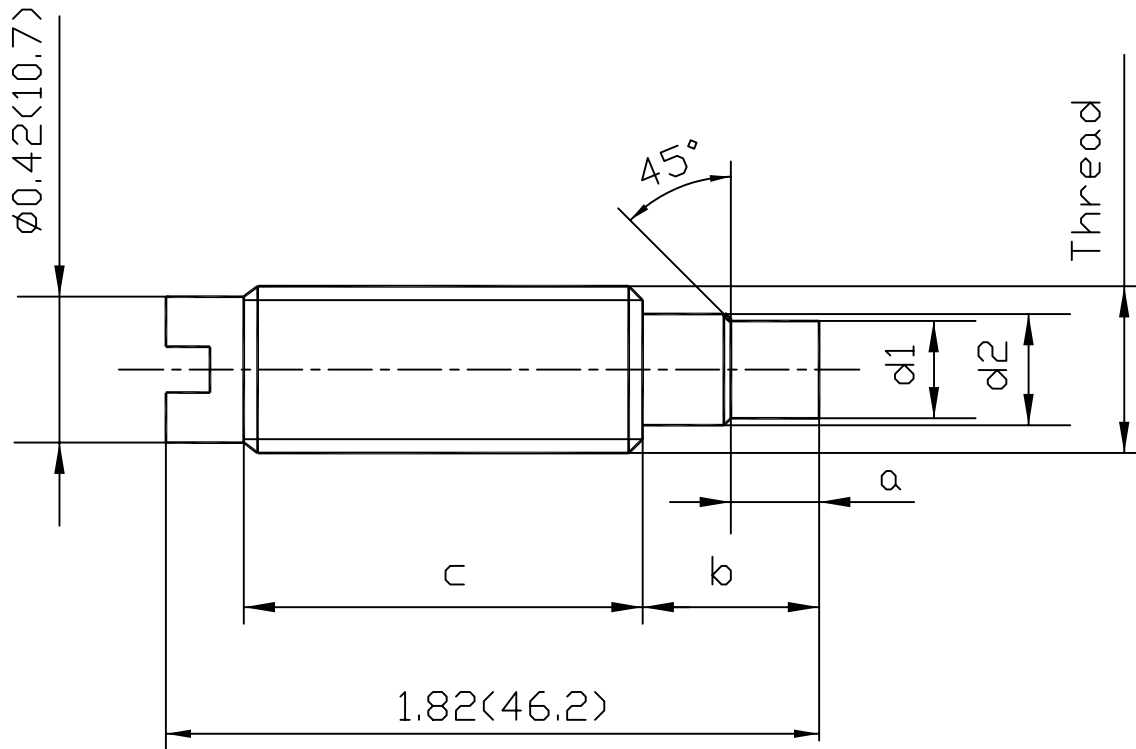
<u>Options</u>	<u>Description</u>
-1/4NPT	1/4 X 18 NPT discharge connection

Example:

RD6H-7.5M, 6" extruder rupture disk with Hex Head rated for 7,500 psi burst pressure at 500°F.



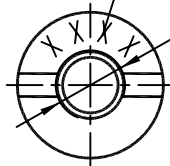
Your single source for melt pressure transducers, melt pressure transmitters, melt pressure gauges, pressure instrumentation, and rupture disks!



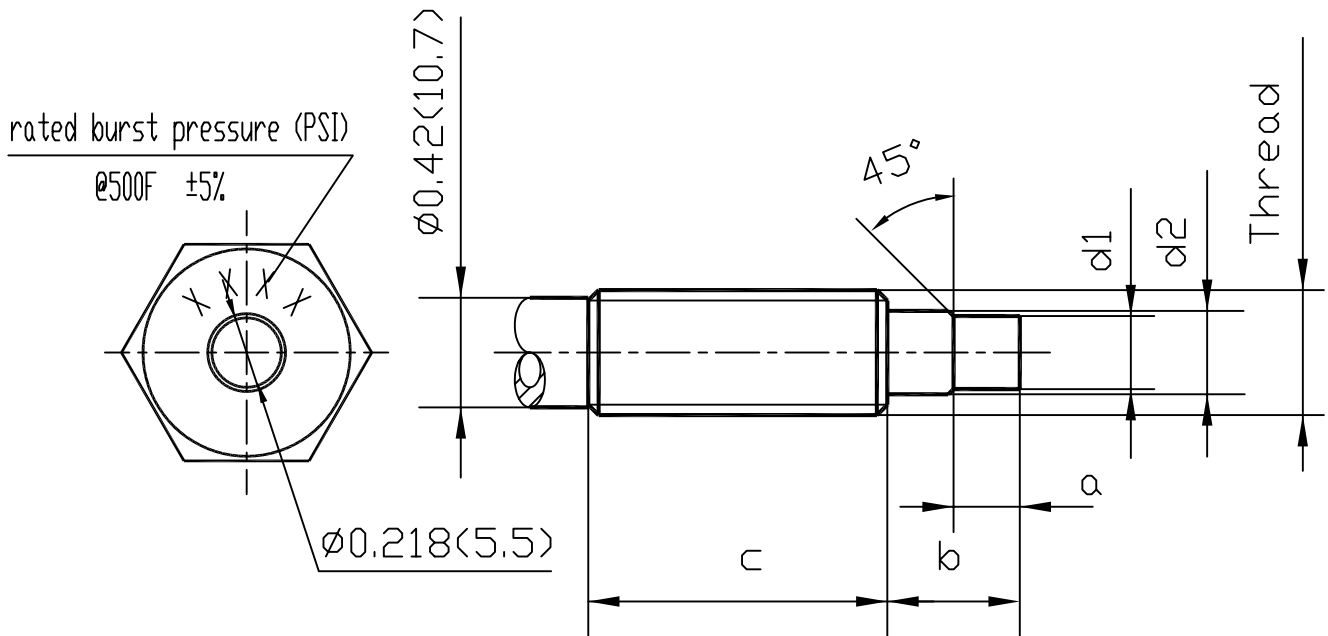
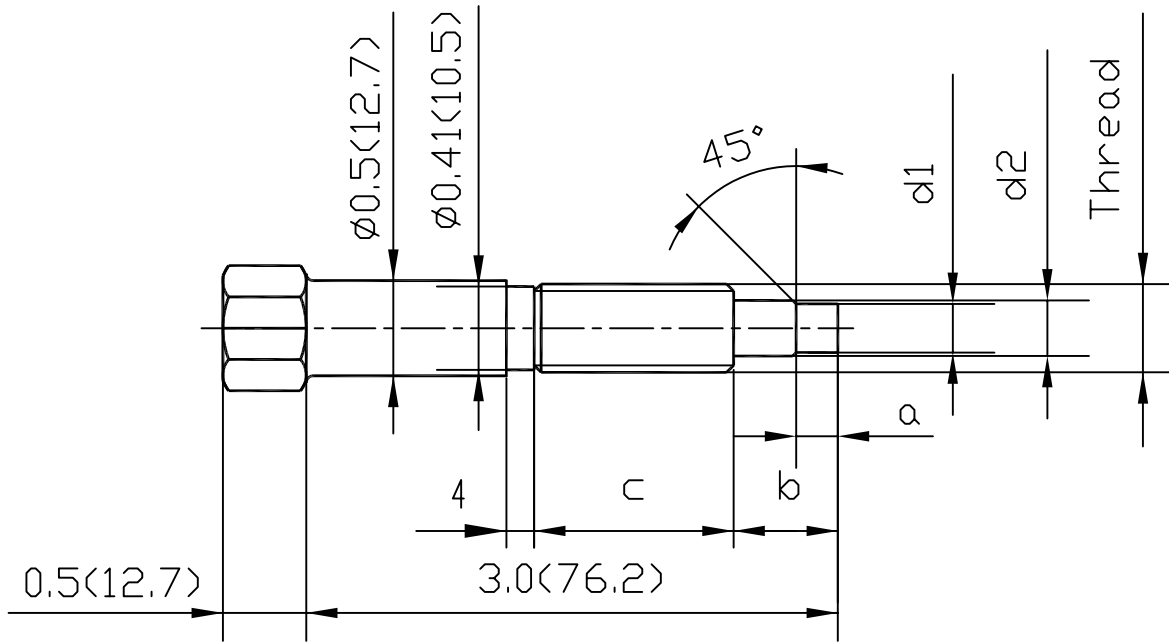
rated burst pressure (PSI)

ø500F ±5%

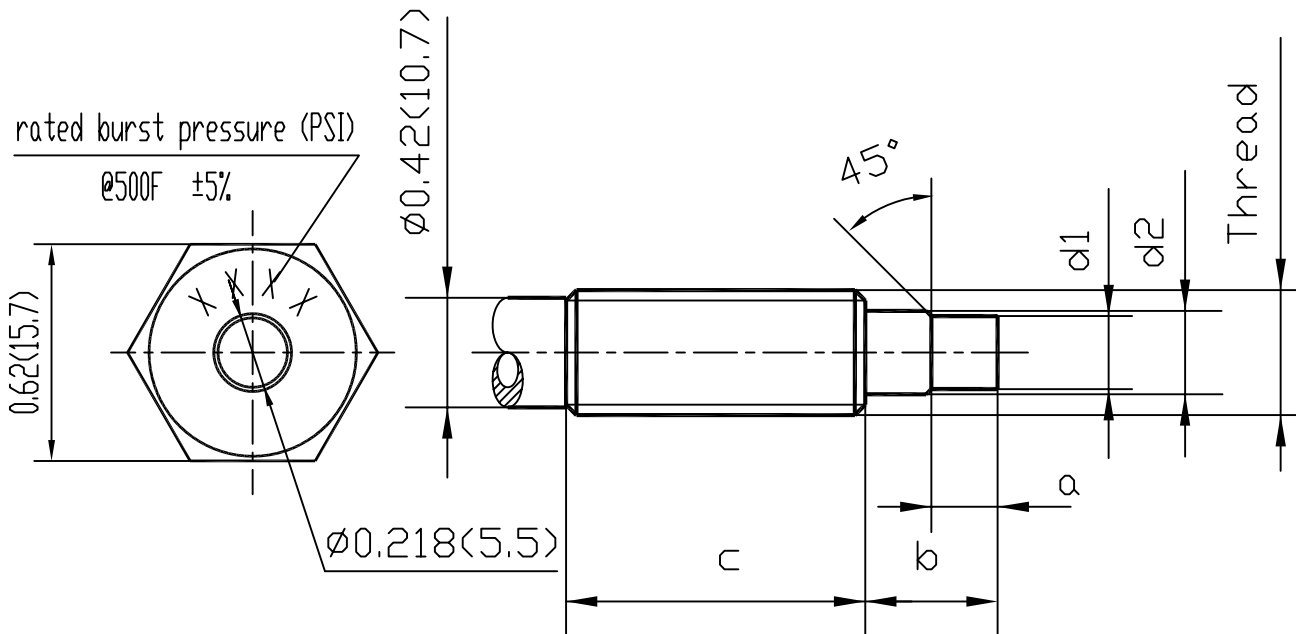
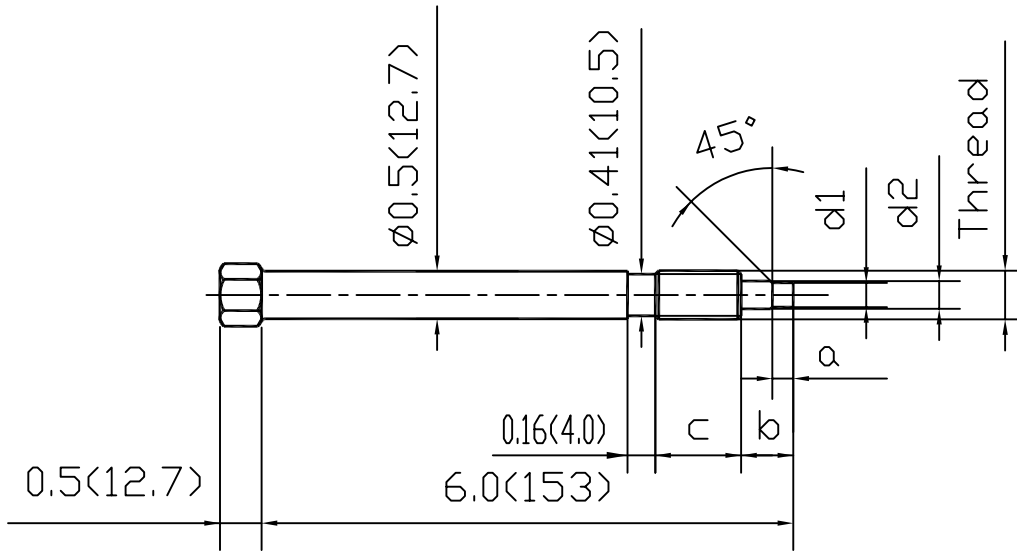
ø0.218(5.5)



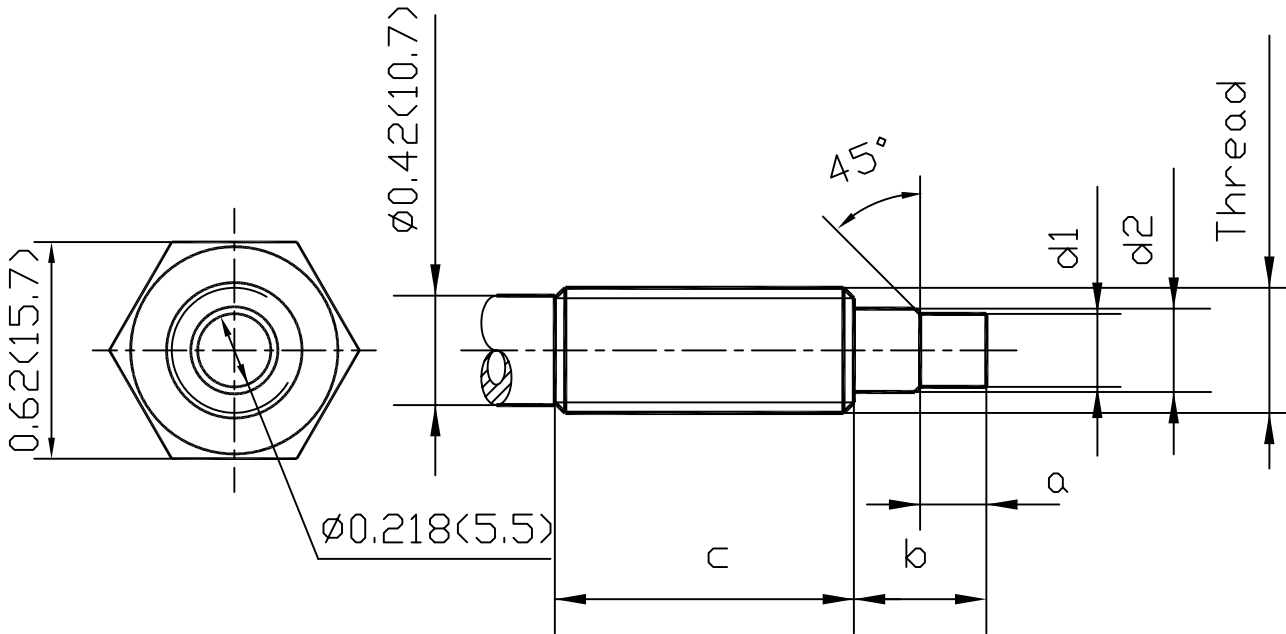
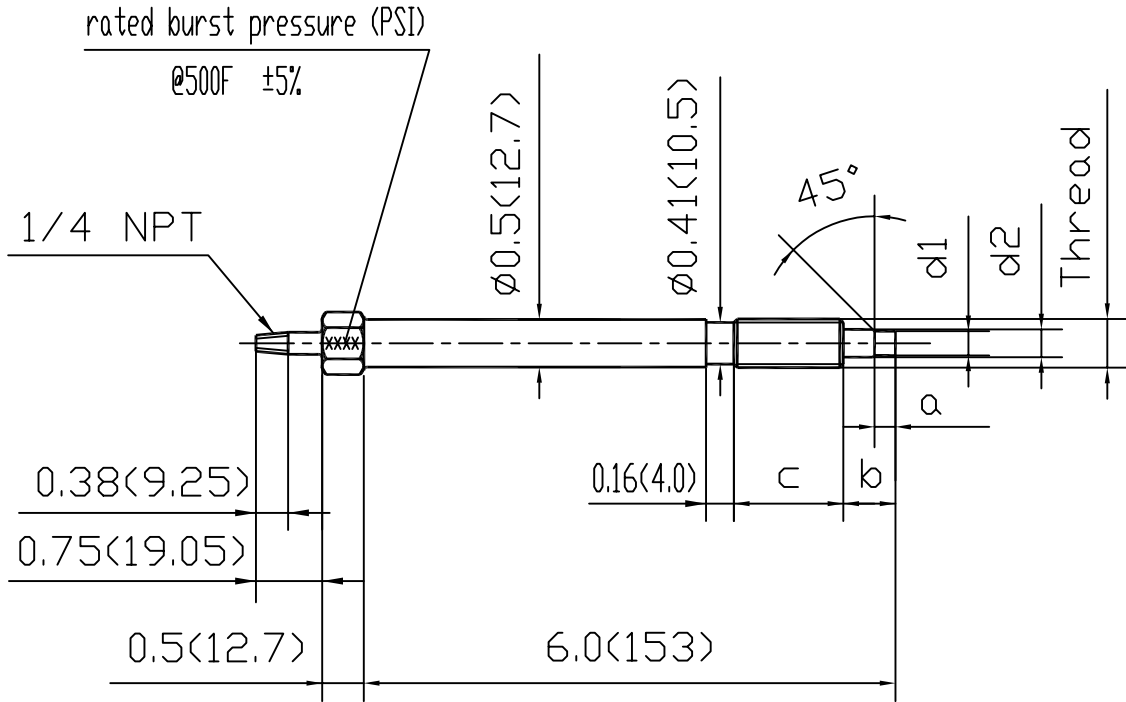
Thread	d1	d2	a	b	c
1/2"-20	ø0.310(7.87) ø0.305(7.75)	ø0.420(10.67) ø0.410(10.41)	0.250(6.35) 0.234(5.94)	0.50(12.7)	1.13(28.7)



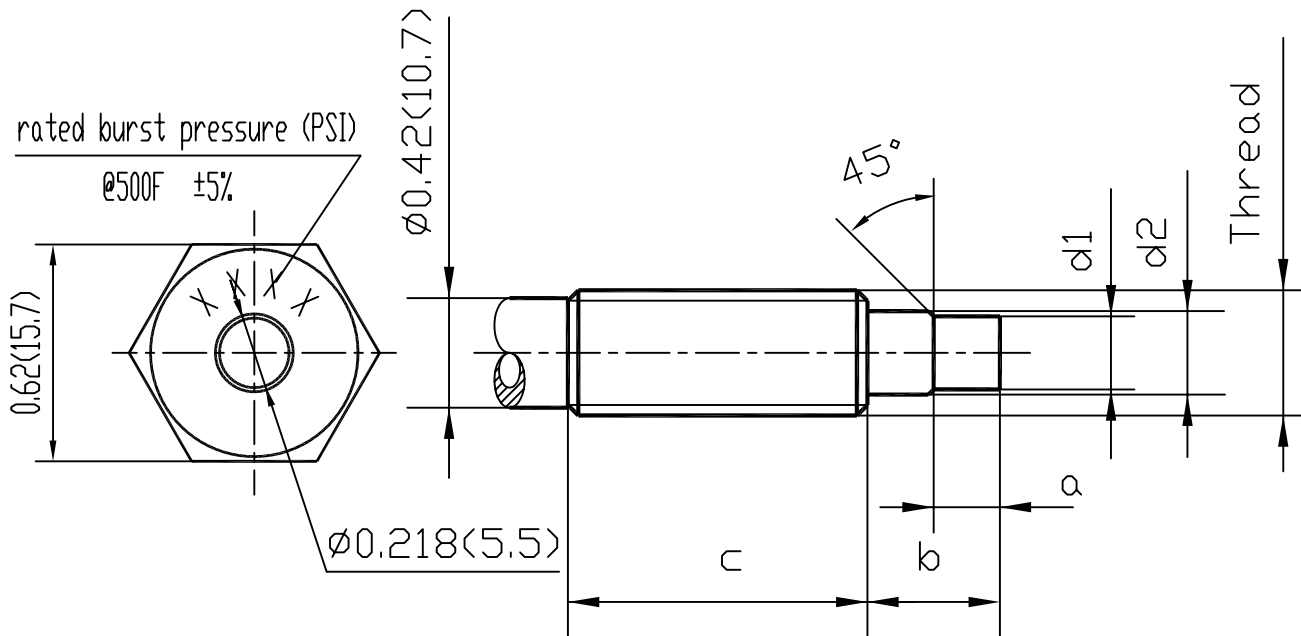
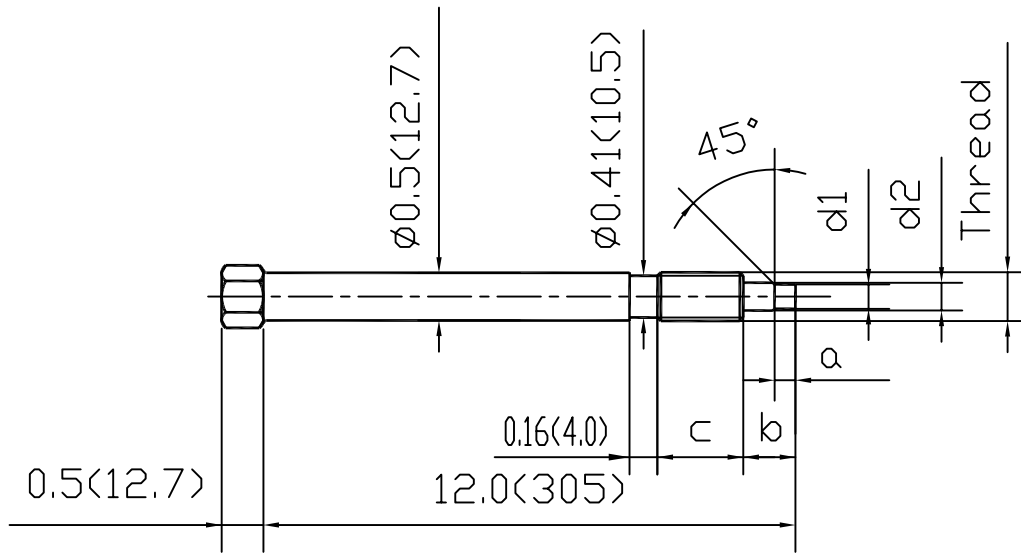
Thread	d1	d2	a	b	c
1/2"-20	0.310(7.87) 0.305(7.75)	0.420(10.67) 0.410(10.41)	0.250(6.35) 0.234(5.94)	0.50(12.7)	1.13(28.7)



Thread	d1	d2	a	b	c
1/2"-20	$\phi 0.310(7.87)$ $\phi 0.305(7.75)$	$\phi 0.420(10.67)$ $\phi 0.410(10.41)$	0.250(6.35) 0.234(5.94)	0.50(12.7)	1.13(28.7)



Thread	d1	d2	a	b	c
1/2"-20	$\phi 0.310(7.87)$ $\phi 0.305(7.75)$	$\phi 0.420(10.67)$ $\phi 0.410(10.41)$	0.250(6.35) 0.234(5.94)	0.50(12.7)	1.31(33.3)



Thread	d1	d2	a	b	c
1/2"-20	0.310(7.87) 0.305(7.75)	0.420(10.67) 0.410(10.41)	0.250(6.35) 0.234(5.94)	0.50(12.7)	1.13(28.7)

Product Introduction:

ONEhalf20 IT Series Industrial Pressure Transducers and Transmitters are designed for the tough environments of hydraulic applications with the possible presence of corrosive materials. All IT Series Industrial Pressure Transducers and Transmitters offer internal shunt calibration providing for ease of installation and system setup.

ONEhalf20 IT Series Industrial Pressure Transducers and Transmitters feature the reliable Bendix style 6 pin connector and offer either 3.0 mV/Volt or 4-20 mA, 0 - 10 Vdc outputs.


Features:

- low cost and long life
- all stainless steel sealed & welded construction
- internal shunt calibration
- excellent resistance to shock and vibration
- standard accuracy 0.5%
- spherical diaphragm design

General Specifications:

Electrical & Mechanical

Pressure Ranges:	0-5,00 psi or 0-10,000 psi
Mounting:	standard 1/8 X 27 NPT female process connection
Over Pressure:	2 X rated pressure
Wetted Material:	15-5 PH stainless steel
Zero Balance:	+/- 1% typical
Connector:	6 pin Bendix style bayonet
Operating Temp:	-20°F to +150°F -29°C to +85°C
Shunt Calibration:	internal 80%



IT with 3.0 mV/Volt output



IT with 4-20 mA or 0 - 10Vdc output with standard zero and span adjustments



Ordering Guide:**Model Number**

IT

Type

industrial pressure transducer

Output

Q

2.0 mV/Volt

R

2.5 mV/Volt

S

3.0 mV/Volt - standard

MA

4-20 mA output

V

0 - 10 Vdc output

Standard Pressure Ranges

-5C	0 - 500 psi*	-35B	0 - 35 bar*
-1M	0 - 1,000 psi*	-7B	0 - 70 bar*
-2.5M	0 - 2,500 psi	-1.7CB	0 - 170 bar
-3M	0 - 3,000 psi	-2CB	0 - 200 bar
-5M	0 - 5,000 psi	-3.5CB	0 - 350 bar
-10M	0 - 10,000 psi	-7CB	0 - 700 bar

* only available with transmitter outputs

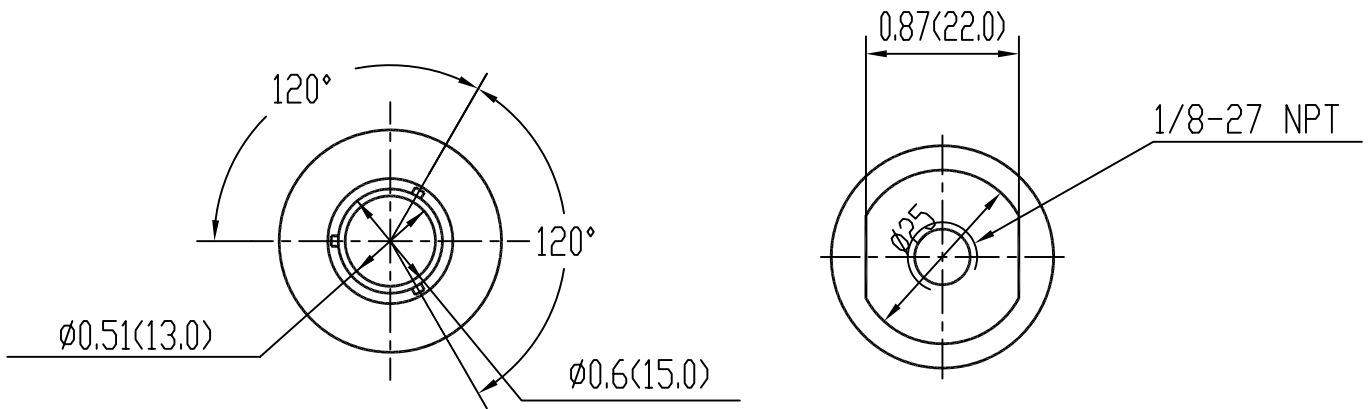
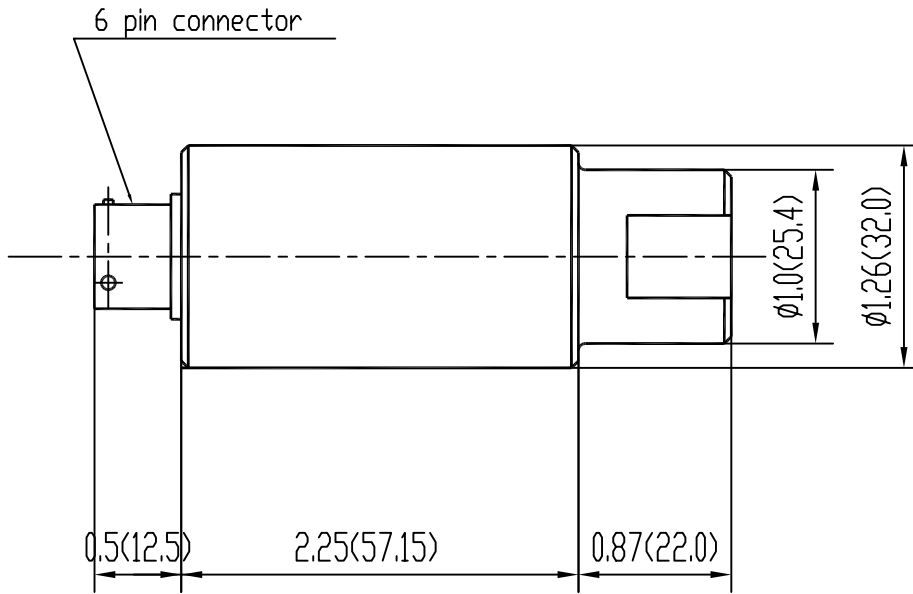
Common Options

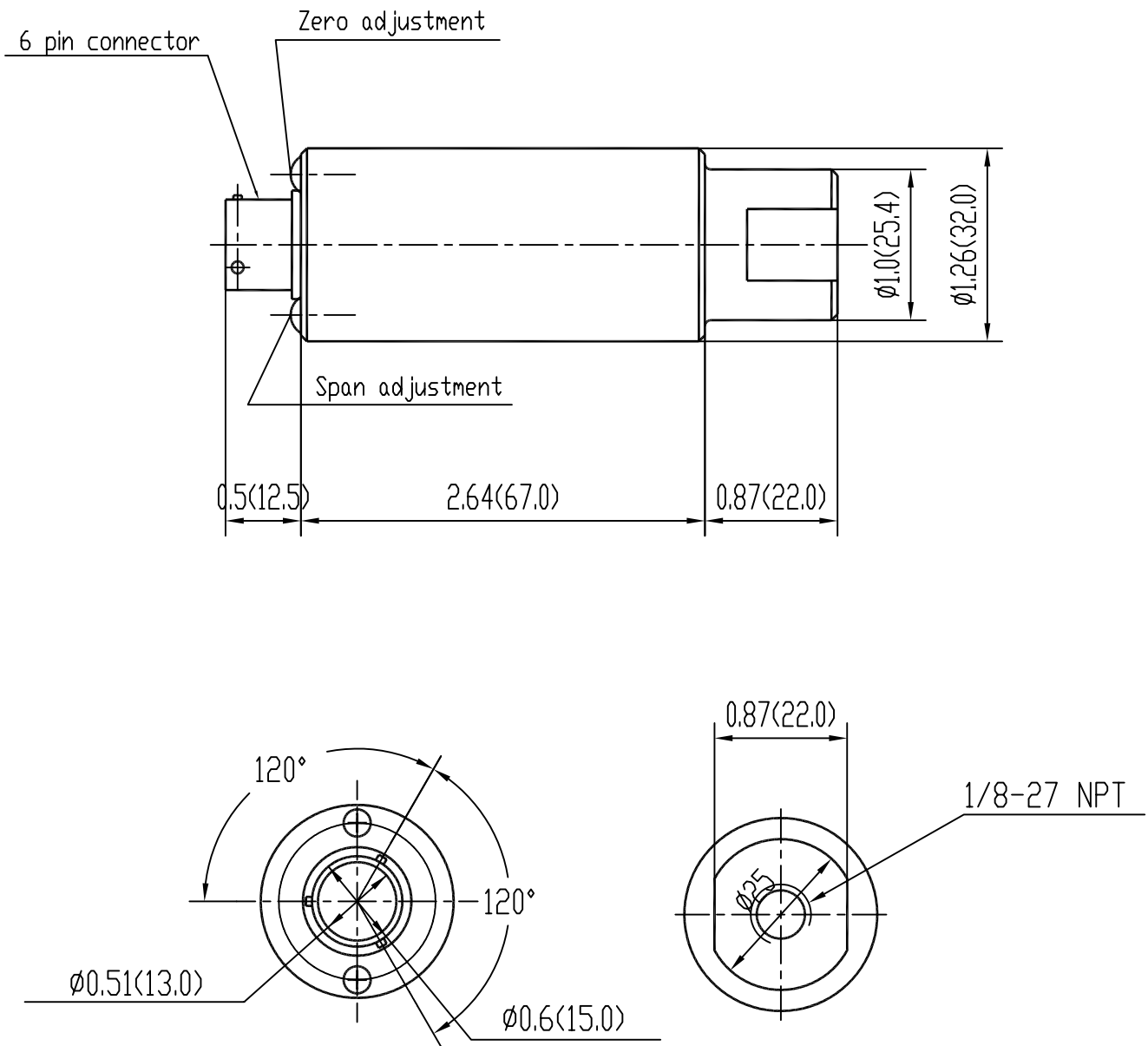
-DLX	0.25% accuracy
-DIN	4 pole DIN connector
-8M	1/8 X 27 NPT male process connection
-4F	1/4 X 18 NPT female process connection
-4M	1/4 X 18 NPT male process connection

For configurations not listed please contact your local **ONEhalf20** distributor.

**Your single source for melt pressure transducers, melt pressure transmitters,
melt pressure gauges, pressure instrumentation, and rupture disks!**

www.onehalf20.com





Product Introduction:

ONEhalf20 Melt Temperature Sensors are used to measure the process melt temperature of molten polymer in the extruder barrel. Constructed entirely of stainless steel and featuring a fiberglass insulated element, **ONEhalf20** Melt Temperature Sensors are designed to provide reliable maintenance free temperature measurement.

ONEhalf20 Melt Temperature Sensors employ the classic melt temperature sensor design. The standard unit offers a 6" rigid stem and 18" of flex capillary with either a 1/8" or flush sensing tip. All units offer the standard 1/2-20 UNF mounting thread.

Features & Benefits:

- direct measurement of the polymer
- standard 1/2-20 UNF mounting thread
- all stainless steel sealed construction
- melt temperatures to 900°F
- standard Type J or K thermocouple type outputs
- low installation and maintenance cost
- all units include thermocouple mating connectors

**Ordering Guide:**

<u>Model Number</u>	<u>Style</u>
CTMTS	rigid stem with 18" flex capillary

Rigid Stem Length

3	3" rigid stem
6	6" rigid stem - standard
12	12" rigid stem

Sensing Tip

-F	flush tip
-T	1/8" immersion tip

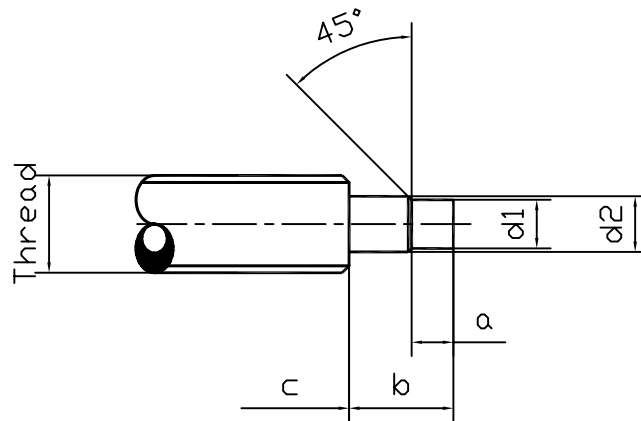
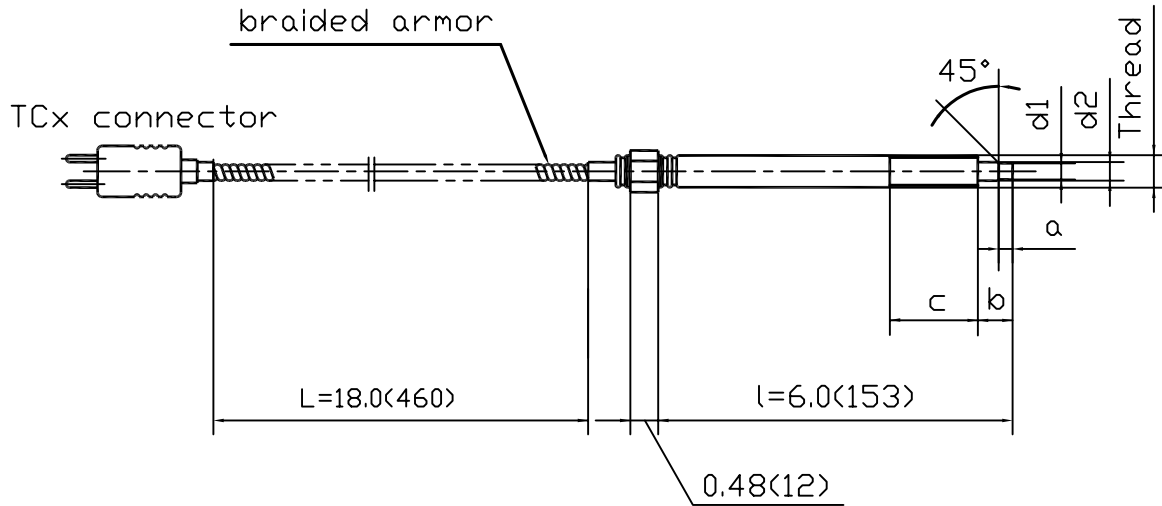
Thermocouple Calibration

-TCJ	Type J thermocouple
-TCK	Type K thermocouple
-PT100	Platinum RTD

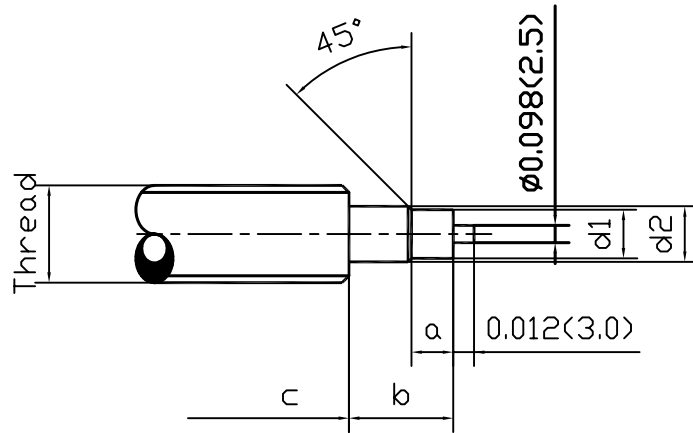
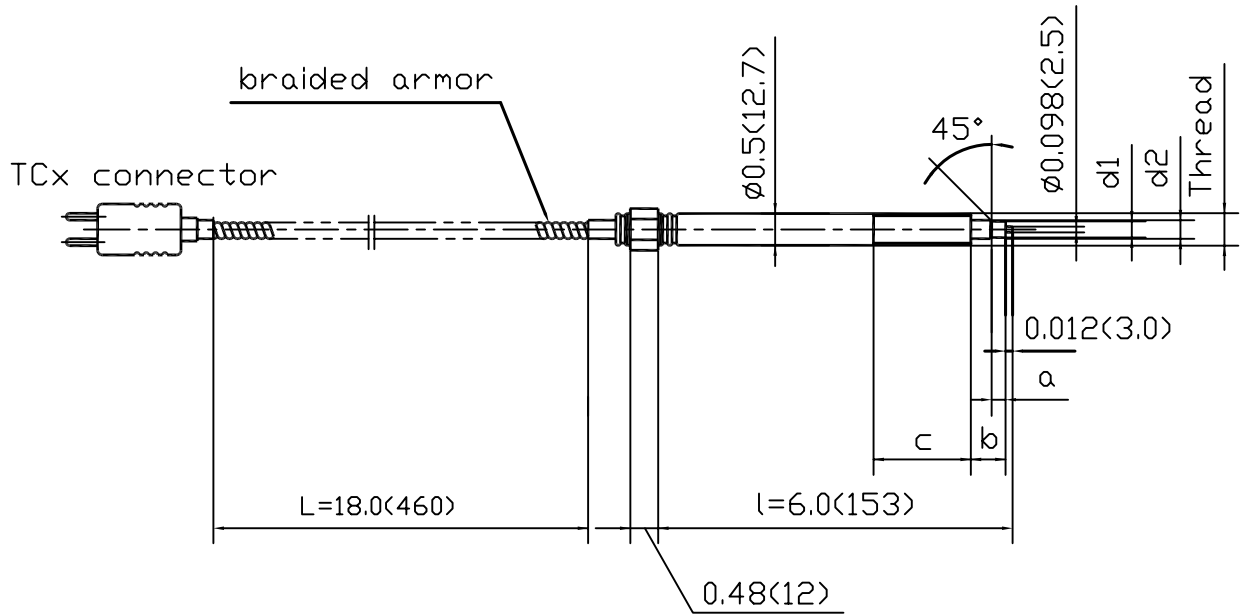
Options

-FAxx	non standard flex capillary length (xx - specify in inches)
-------	--

**Your single source for melt pressure transducers, melt pressure transmitters,
melt pressure gauges, pressure instrumentation, and rupture disks!**



Thread	d1	d2	a	b	c
1/2"-20	ø0.307(7.8)	ø0.413(10.5)	0.217(5.5)	0.441(11.2)	1.575(40)
	ø0.303(7.7)	ø0.407(10.35)	0.211(5.35)	0.433(11.0)	



Thread	d1	d2	a	b	c
1/2"-20	ø0.307(7.8)	ø0.413(10.5)	0.217(5.5)	0.441(11.2)	1.575(40)
	ø0.303(7.7)	ø0.407(10.35)	0.211(5.35)	0.433(11.0)	

Product Introduction:

ONEhalf20 offers a wide variety of transducer and instrumentation accessory items to aid in product installation and performance. Choose from an extensive list of interconnecting cables and connectors, transducer mounting brackets, mounting hole blank plugs, or M18 to 1/2-20 UNF mounting hole adaptor.

Cables:

<u>Model</u>	<u>Description</u>
CB25-S	6 pin 25' cable assembly - PVC
CB50-S	6 pin 50' cable assembly - PVC
CB25-S-8PIN	8 pin 25' cable assembly - PVC
CB50-S-8PIN	8 pin 50' cable assembly - PVC

Mounting Hole Adaptor:

<u>Model</u>	<u>Description</u>
M18ADAPTOR	M18 to 1/2-20 UNF-2B

**Connectors:**

<u>Model</u>	<u>Description</u>
6PIN	6 pin female mating connector
8PIN	8 pin female mating connector
6PIN-M	6 pin male connector
8PIN-M	8 pin male connector
3PIN	3 pin for MeltMonitor™
7PIN-S	7 pin silver for MeltMonitor™
7PIN-B	7 pin black for MeltMonitor™

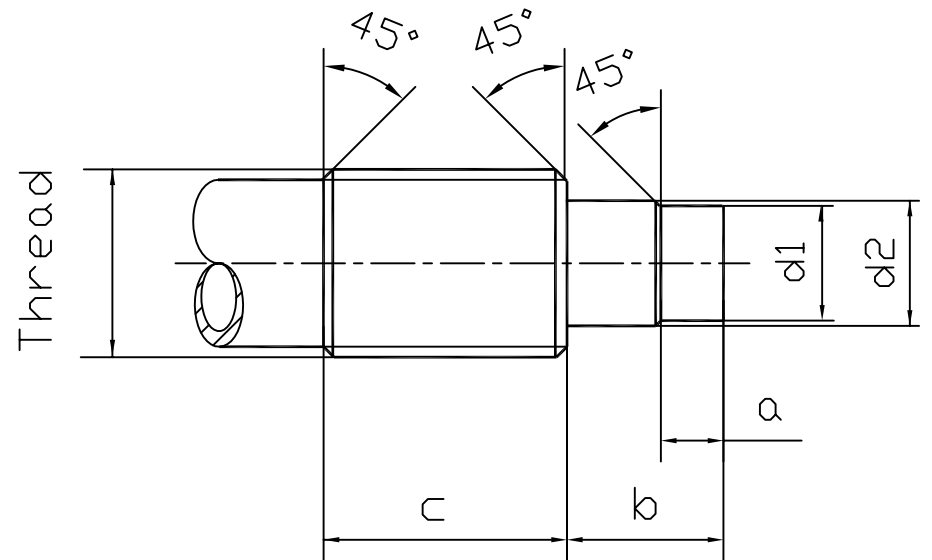
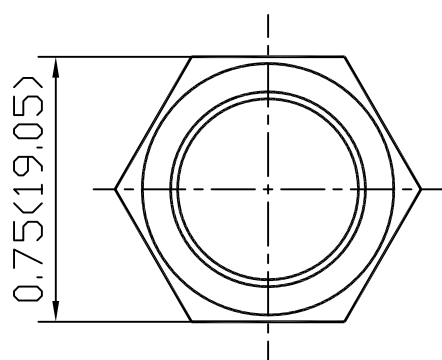
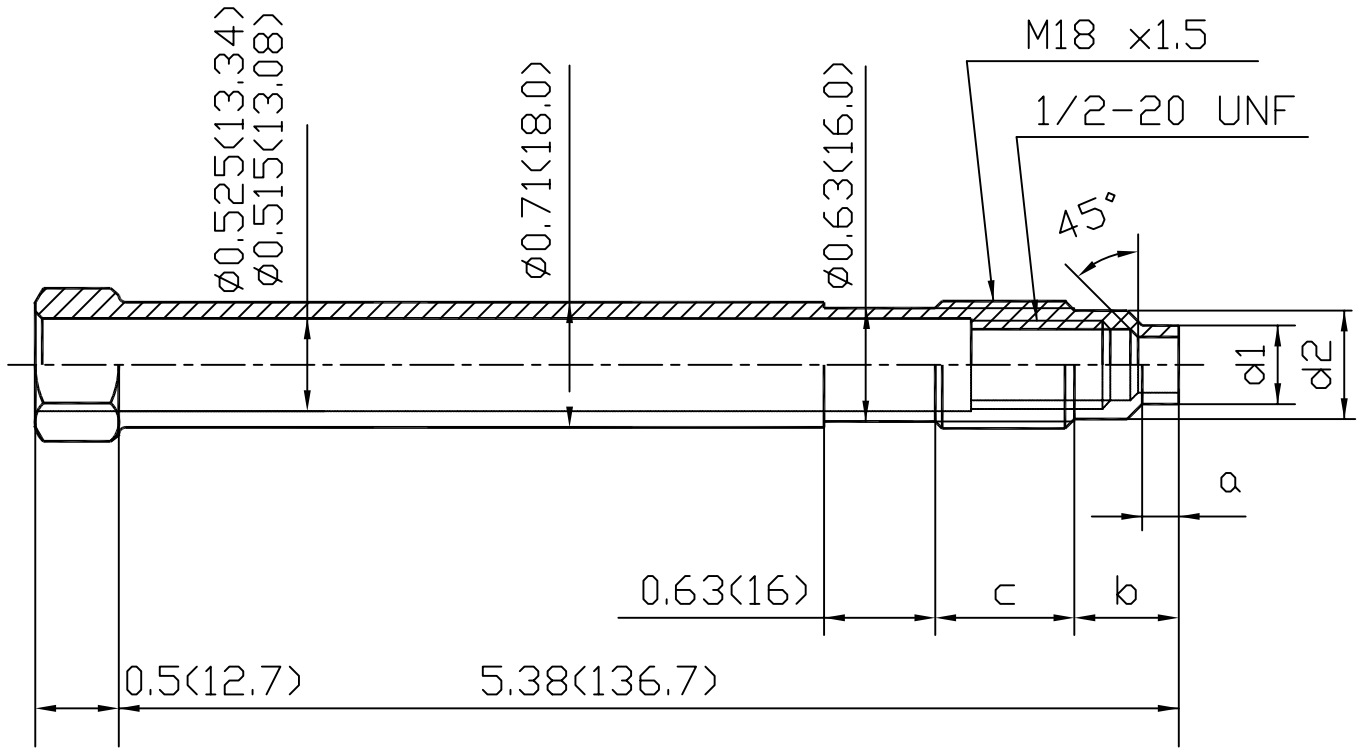
Transducer Mounting Bracket:

<u>Model</u>	<u>Description</u>
CTMB	for CT Style melt pressure transducer

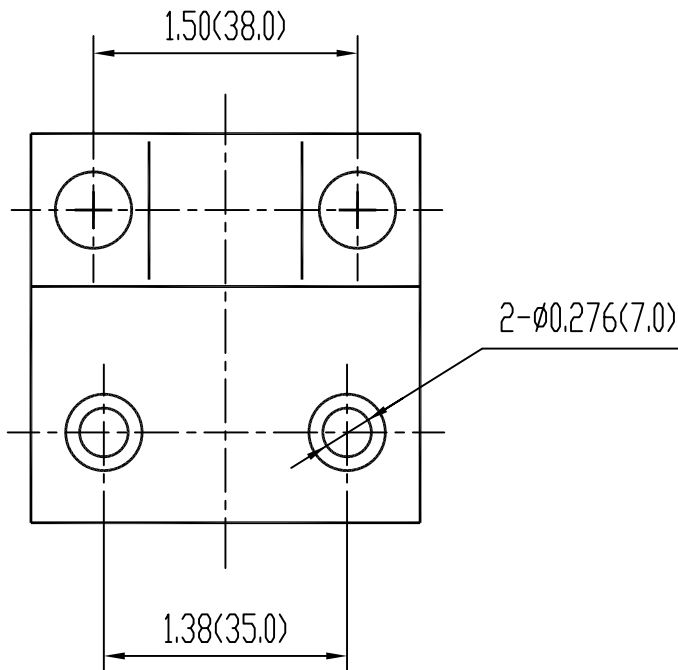
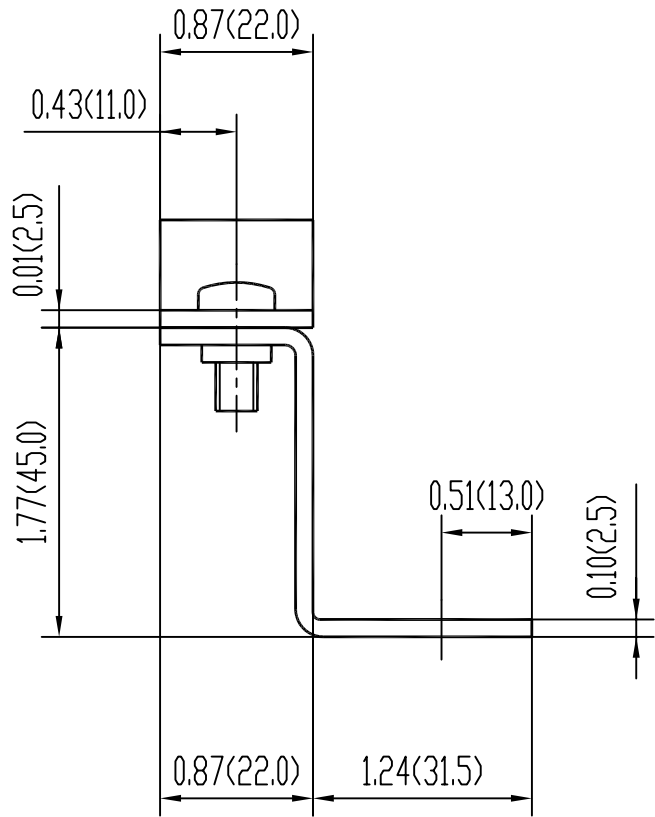
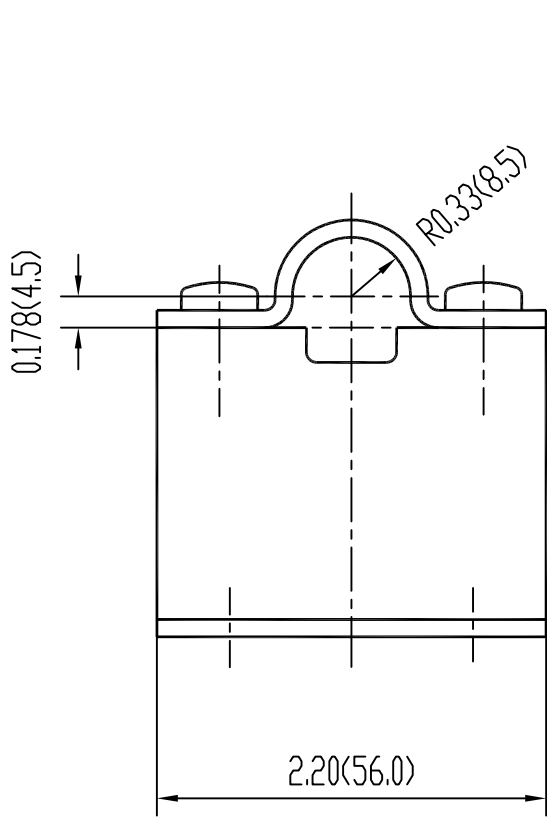
Mounting Hole Blank Plugs:

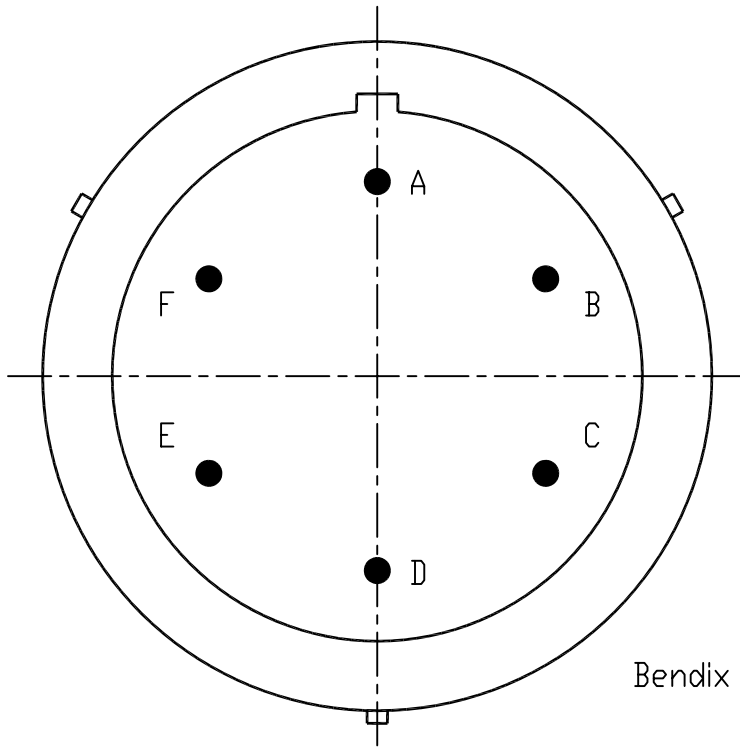
<u>Model</u>	<u>Description</u>
BP1.5	1.5" 1/2-20 blank bolt
BP3	3" 1/2-20 blank bolt
BP6	6" 1/2-20 blank bolt
BP6-M18	6" M18 X 1.5 blank bolt
BP12	12" 1/2-20 blank bolt





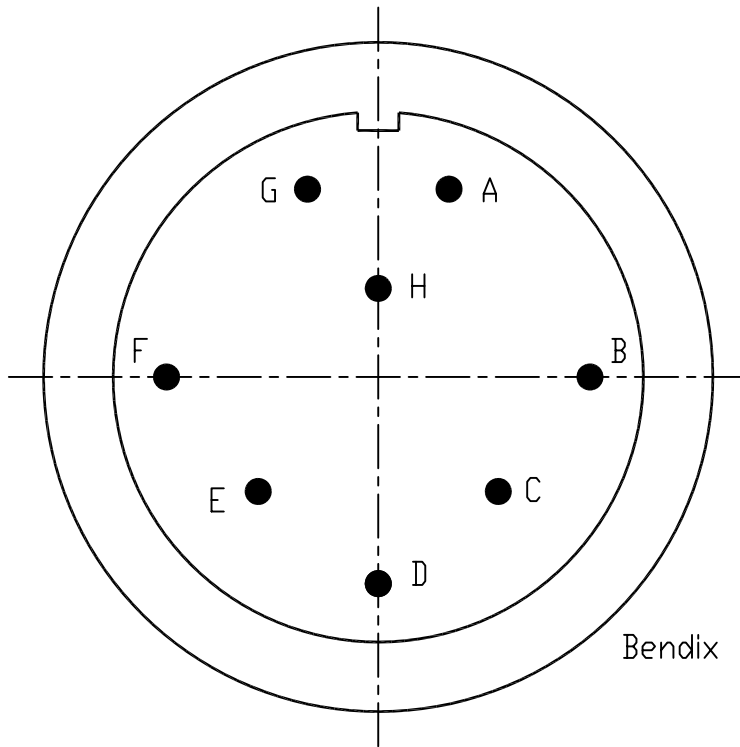
Thread	d1	d2	a	b	c
M18x1.5	$\phi 0.394$ (10.0) $\phi 0.386$ (9.8)	$\phi 0.610$ (15.5) $\phi 0.602$ (15.3)	0.217 (5.5) 0.211 (5.35)	0.551 (14.0) 0.543 (13.8)	0.787 (20)





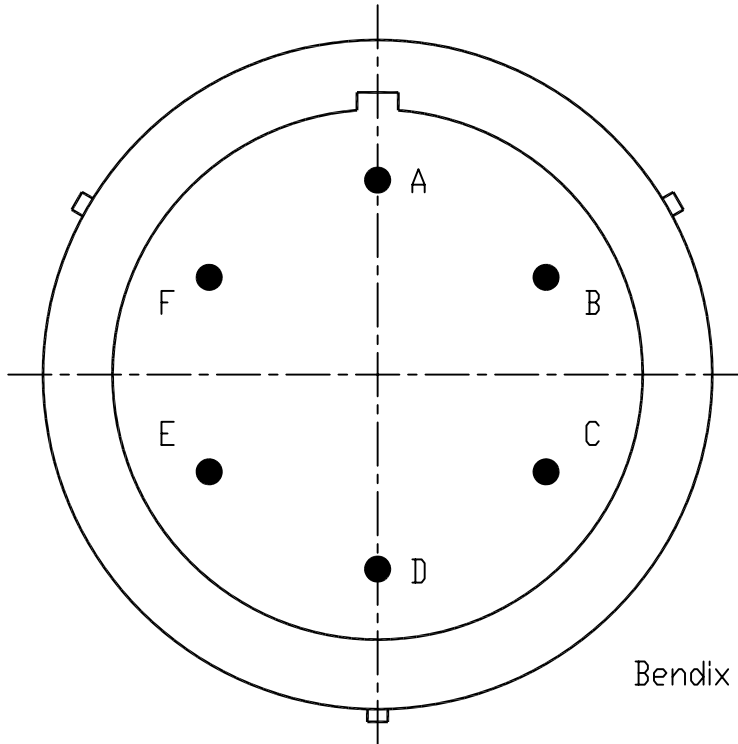
Bendix PT02-10-6P or Equivalent

	mV/Volt Output (Excitation-10Vdc)
Pin A/Red	Signal(+)
Pin B/Black	Signal(-)
Pin C/White	Excitation(+)
Pin D/Green	Excitation(-)
Pin E/Blue	Calibration 1
Pin F/Orange	Calibration 2



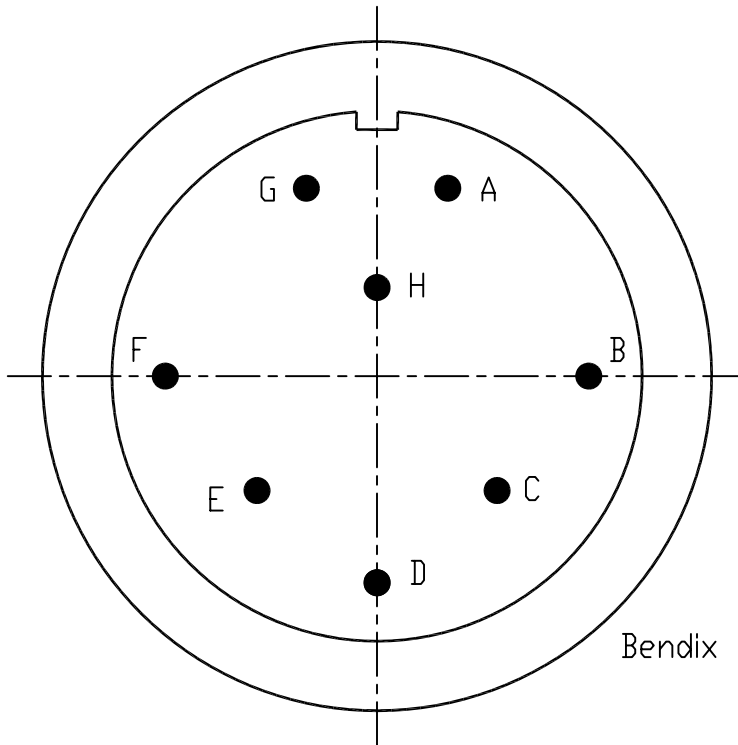
Bendix PC02E-12-8P or Equivalent

	mV/Volt Output (Excitation-10Vdc)
Pin A/Red	Signal(+)
Pin B/Black	Signal(-)
Pin C/White	Excitation(+)
Pin D/Green	Excitation(-)
Pin E/Blue	Calibration 1
Pin F/Orange	Calibration 2
Pin G	No Connection
Pin H	No Connection



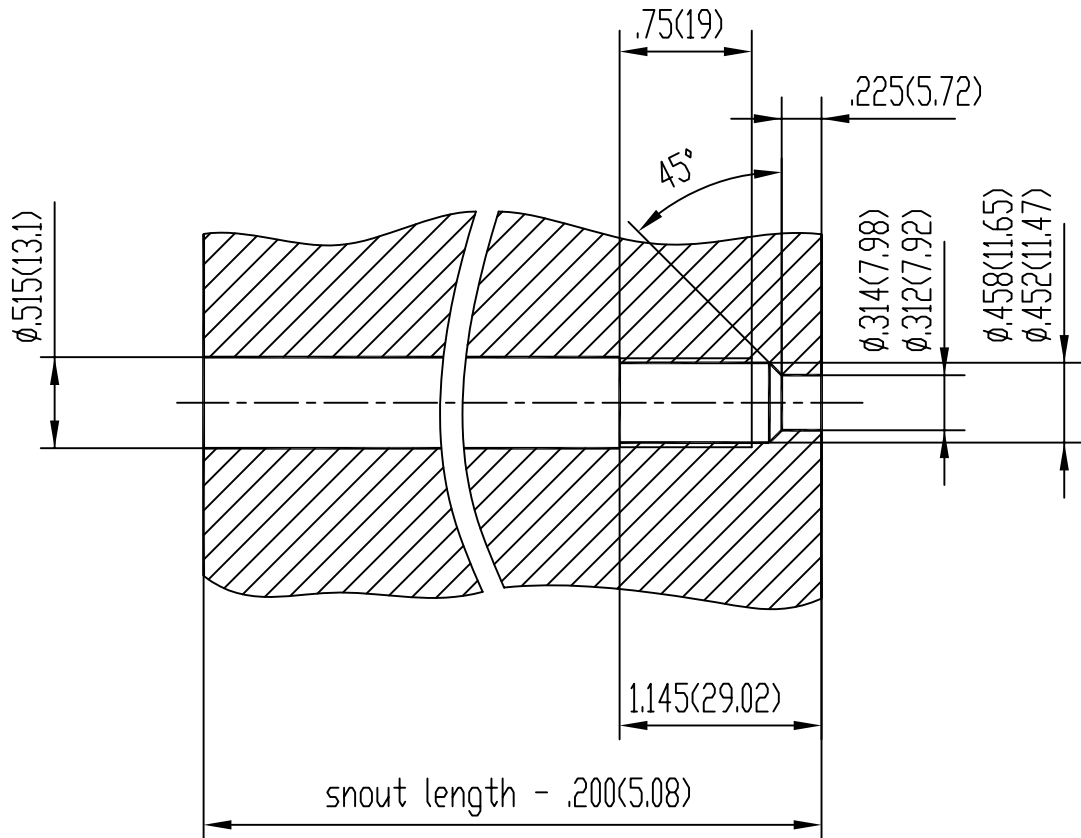
Bendix PT02-10-6P or Equivalent

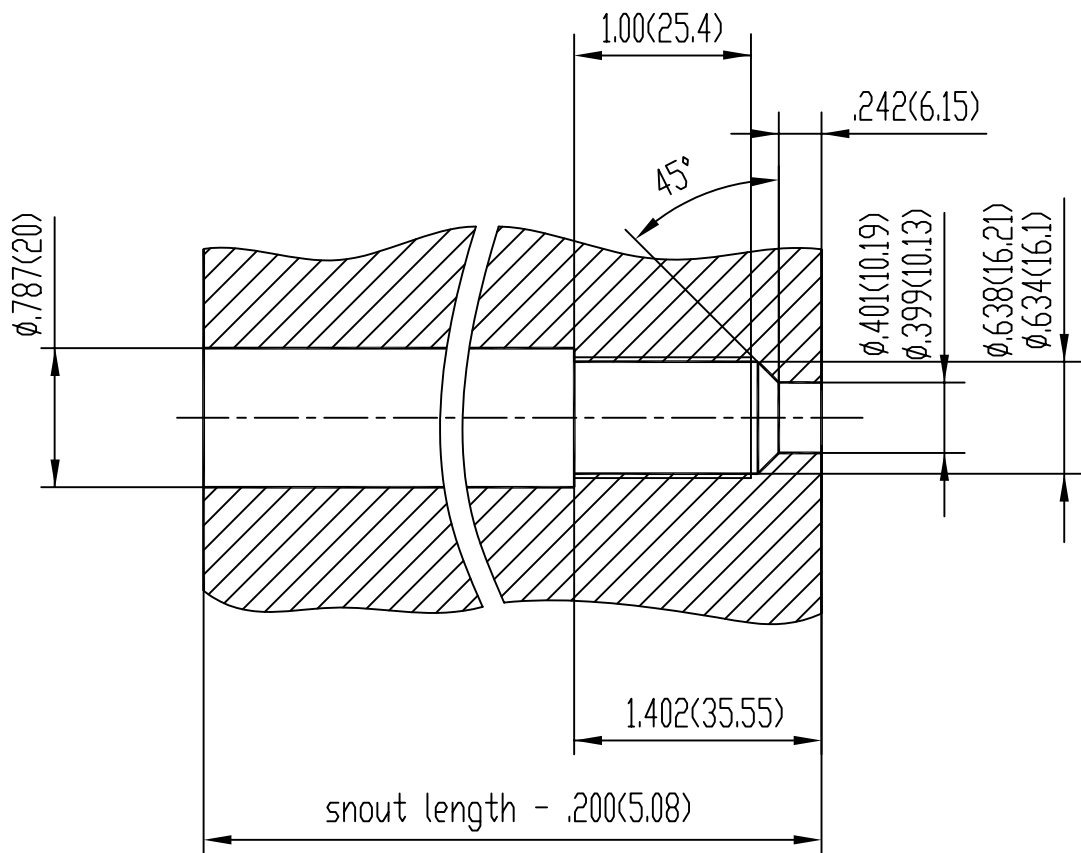
	mA Output (Excitation-24Vdc)	Volt Output (Excitation-24Vdc)
Pin A/Red	Input/Signal(+)	Signal(+)
Pin B/Black	Input/Signal(-)	Signal(-)
Pin C/White	No Connection	Excitation(+)
Pin D/Green	No Connection	Excitation(-)
Pin E/Blue	Calibration 1	Calibration 1
Pin F/Orange	Calibration 2	Calibration 2

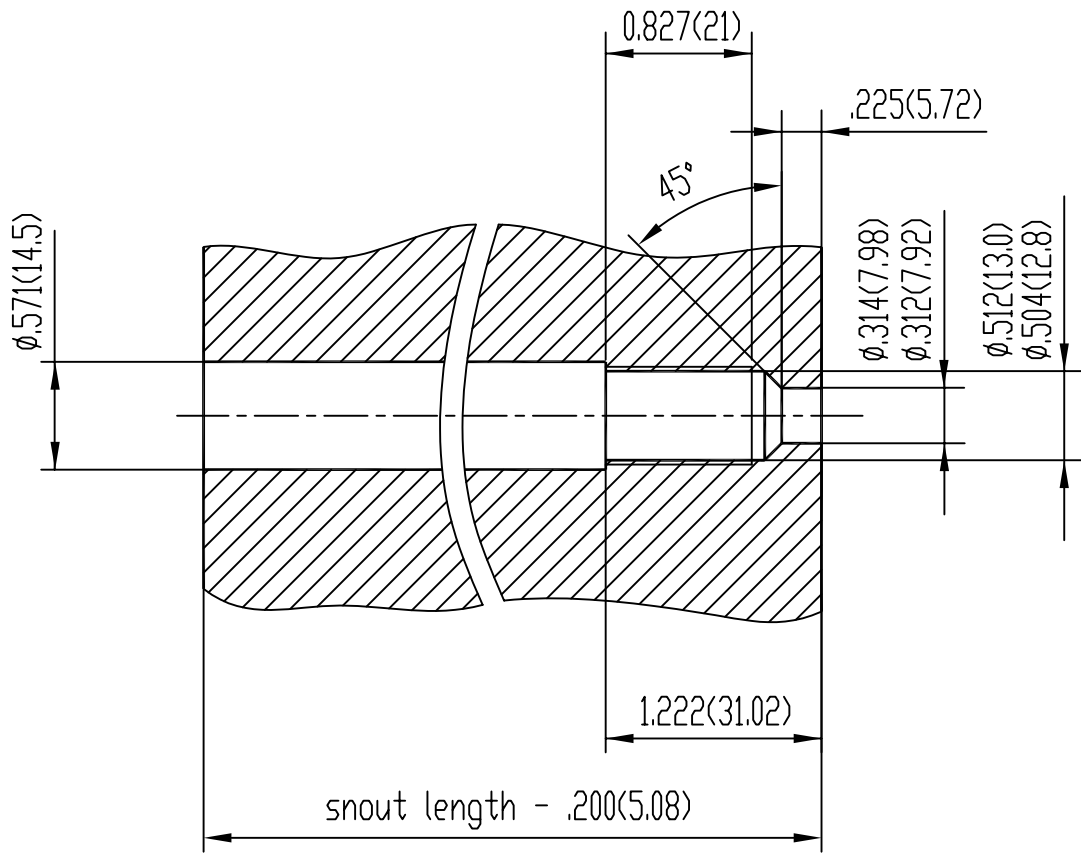


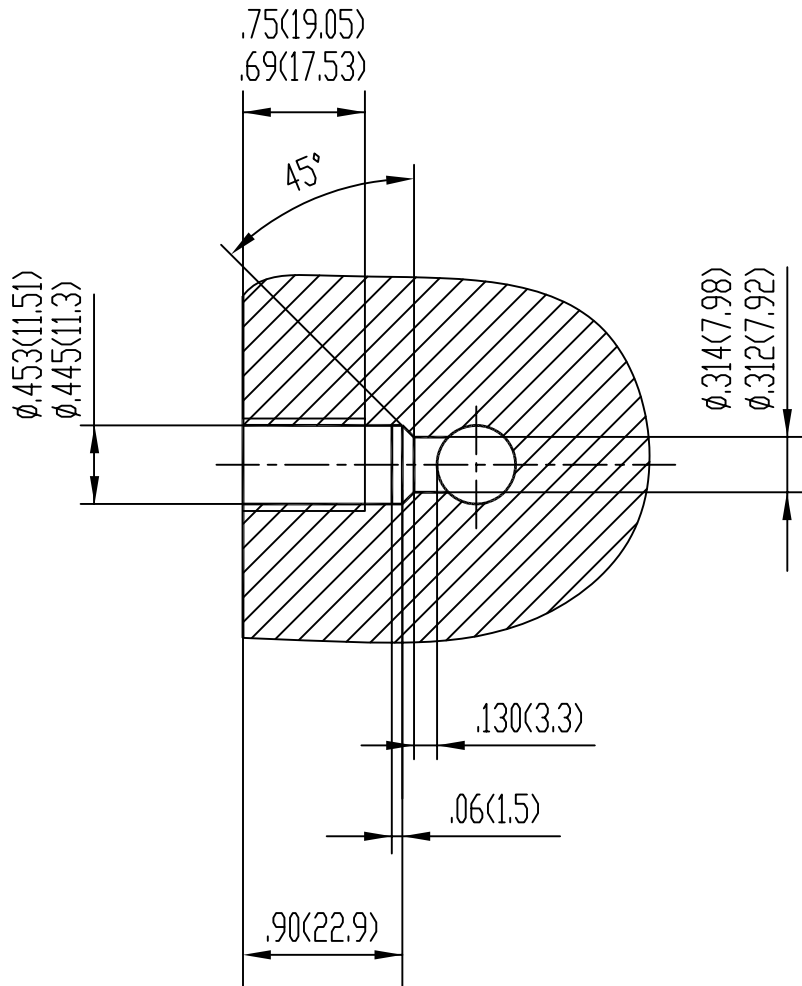
Bendix PC02E-12-8P or Equivalent

	mA Output (Excitation-24Vdc)	Volt Output (Excitation-24Vdc)
Pin A/Red	Input/Signal(+)	Signal(+)
Pin B/Black	Input/Signal(-)	Signal(-)
Pin C/White	No Connection	Excitation(+)
Pin D/Green	No Connection	Excitation(-)
Pin E/Blue	Calibration 1	Calibration 1
Pin F/Orange	Calibration 2	Calibration 2
Pin G	No Connection	No Connection
Pin H	No Connection	No Connection









ONEhalf20



Distributed By:

